

(19) World Intellectual Property Organization
International Bureau



(43) International Publication Date
19 December 2002 (19.12.2002)

PCT

(10) International Publication Number
WO 02/100838 A1

(51) International Patent Classification⁷: C07D 241/12,
401/04, 239/34, A61K 31/44, 31/495, 31/505, A61P 25/00

(21) International Application Number: PCT/US02/16518

(22) International Filing Date: 22 May 2002 (22.05.2002)

(25) Filing Language: English

(26) Publication Language: English

(30) Priority Data:
60/297,483 12 June 2001 (12.06.2001) US

(71) Applicant: NEUROGEN CORPORATION [US/US]; 35
Northeast Industrial Road, Branford, CT 06405 (US).

(72) Inventors: HUANG, Kianhua; 22 Hickory Lane, Water-
ford, CT 06385 (US). HODGETTS, Kevin; 224 Reservoir
Road, Killingworth, CT 06419 (US). DOLLER, Dario;
20 Killen Road, Wallingford, CT 06492 (US). GE, Ping;
718R Higganum Road, Durham, CT 06422 (US). YAM-
AGUCHI, Yasuchika; 70 Point Arrowhead Road, Guil-
ford, CT 06437 (US).

(74) Agents: ALEXANDER, John, B. et al.; Edwards & An-
gell, LLP, Dike, Bronstein, Roberts & Cushman LLP, Intel-
lectual Property Group, P.O. Box 9169, Boston, MA 02209
(US).

(81) Designated States (*national*): AF, AG, AI, AM, AT, AU,
AZ, BA, BB, BG, BR, BY, BZ, CA, CH, CN, CO, CR, CU,
CZ, DE, DK, DM, DZ, EC, EE, ES, FI, GB, GD, GE, GH,
GM, HR, HU, ID, IL, IN, IS, JP, KE, KG, KP, KR, KZ, LC,
LK, LR, LS, LT, LU, LV, MA, MD, MG, MK, MN, MW,
MX, MZ, NO, NZ, OM, PI, PL, PT, RO, RU, SD, SE, SG,
SI, SK, SL, TJ, TM, TN, TR, TT, TZ, UA, UG, UZ, VN,
YU, ZA, ZM, ZW.

(84) Designated States (*regional*): ARIPO patent (GH, GM,
KE, LS, MW, MZ, SD, SL, SZ, TZ, UG, ZM, ZW),
Eurasian patent (AM, AZ, BY, KG, KZ, MD, RU, TJ, TM),
European patent (AT, BE, CH, CY, DE, DK, ES, FI, FR,
GB, GR, IE, IT, LU, MC, NL, PT, SE, TR), OAPI patent
(BF, BJ, CF, CG, CI, CM, GA, GN, GQ, GW, ML, MR,
NE, SN, TD, TG).

Published:

- with international search report
- before the expiration of the time limit for amending the
claims and to be republished in the event of receipt of
amendments

*For two-letter codes and other abbreviations, refer to the "Guid-
ance Notes on Codes and Abbreviations" appearing at the begin-
ning of each regular issue of the PCT Gazette.*

(54) Title: 2,5-DIARYLPYRAZINES, 2,5-DIARYLPYRIDINES AND 2,5-DIARYLPYRIMIDINES AS CRF1 RECEPTOR MODULATORS

(57) Abstract: Diarylpyrazine, diarylpyridine, and diarylpyrimidine compounds that act as selective modulators of CRF 1 receptors are provided. These compounds are useful in the treatment of a number of CNS and peripheral disorders, particularly stress, anxiety, depression, cardiovascular disorders, and eating disorders. Methods of treatment of such disorders and well as packaged pharmaceutical compositions are also provided. Compounds of formula I are also useful as probes for the localization of CRF receptors and as standards in assays for CRF receptor binding. Methods of using the compounds in receptor localization studies are given.

WO 02/100838 A1



5 2,5-DIARYLPYRAZINES, 2,5-DIARYLPYRIDINES AND 2,5-DIARYLPYRIMIDINES
AS CRF1 RECEPTOR MODULATORS

10

15

This application claims the benefit of U.S. Provisional Application Serial No. 60/297,483 filed June 12, 2001, the teachings of which are incorporated herein by reference.

20

BACKGROUND

FIELD OF THE INVENTION

The present invention relates to 2,5-diarylpyridines, 2,5-diarylpyrazines, and 2,5-diarylpyrimidine compounds. Such compounds bind with high selectivity and/ or high affinity to CRF1 receptors (Corticotropin Releasing Factor 1 Receptors). Preferred compounds of the invention block, inhibit, activate or otherwise modulate the activity of the receptors to which they bind. This invention also relates to pharmaceutical compositions comprising such compounds and to the use of such compounds in treatment of psychiatric disorders and neurological diseases, including major depression, anxiety-related disorders, post-traumatic stress disorder, supranuclear palsy and feeding disorders, as well as treatment of immunological, cardiovascular or heart-related diseases, irritable bowel syndrome, and colonic hypersensitivity associated with psychopathological disturbance and stress. Additionally this invention relates to the use such compounds as probes for the localization of CRF1 receptors in cells and tissues.

25
30
35

BACKGROUND OF THE INVENTION

Corticotropin releasing factor (CRF), a 41 amino acid peptide, is the primary physiological regulator of proopiomelanocortin (POMC) derived peptide secretion from the anterior pituitary gland. In addition to its endocrine role at the pituitary gland, immunohistochemical localization of CRF has demonstrated that the hormone has a broad extrahypothalamic distribution in the central nervous system and produces a wide spectrum of autonomic, electrophysiological and behavioral effects consistent with a neurotransmitter or neuromodulator role in brain. There is also evidence that CRF plays a significant role in integrating the response of the immune system to physiological, psychological, and immunological stressors.

CRF acts by binding to and modulating the signal transduction activities of specific cell surface receptors, including CRF1 receptors and CRF2 receptors. These receptors are found at high concentrations in the central nervous system (CNS), particularly in certain regions of the brain. CRF1 receptors are also found outside the CNS.

Clinical data provide evidence that CRF has a role in psychiatric disorders and neurological diseases including depression, anxiety-related disorders and feeding disorders. A role for CRF has also been postulated in the etiology and pathophysiology of Alzheimer's disease, Parkinson's disease, Huntington's disease, progressive supranuclear palsy and amyotrophic lateral sclerosis as they relate to the dysfunction of CRF neurons in the central nervous system.

In affective disorder, or major depression, the concentration of CRF is significantly increased in the cerebral spinal fluid (CSF) of drug-free individuals. Furthermore, the density of CRF receptors is significantly decreased in the frontal cortex of suicide victims, consistent with a hypersecretion of CRF. In addition, there is a blunted adrenocorticotropin (ACTH) response to CRF (i.v. administered) observed in depressed patients. Preclinical studies in rats and non-human primates provide additional support for the hypothesis that hypersecretion of CRF may be involved in the symptoms seen in human depression. There is also preliminary evidence that tricyclic antidepressants can alter CRF levels and thus modulate the numbers of CRF receptors in brain.

The mechanisms and sites of action through which conventional anxiolytics and antidepressants produce their therapeutic effects remain to be fully elucidated. It has

been hypothesized however, that they are involved in the suppression of CRF hypersecretion that is observed in these disorders.

CRF has been implicated in the etiology of anxiety-related disorders. CRF produces anxiogenic effects in animals and interactions between benzodiazepine/non-
5 benzodiazepine anxiolytics and CRF have been demonstrated in a variety of behavioral anxiety models. Preliminary studies using the putative CRF receptor antagonist α -helical ovine CRF (9-41) in a variety of behavioral paradigms demonstrate that the antagonist produces "anxiolytic-like" effects that are qualitatively similar to the benzodiazepines. Neurochemical, endocrine and receptor binding
10 studies have all demonstrated interactions between CRF and benzodiazepine anxiolytics providing further evidence for the involvement of CRF in these disorders. Chlordiazepoxide attenuates the "anxiogenic" effects of CRF in both the conflict test and in the acoustic startle test in rats. The benzodiazepine receptor antagonist Ro 15-1788, which was without behavioral activity alone in the operant conflict test,
15 reversed the effects of CRF in a dose-dependent manner, while the benzodiazepine inverse agonist FG 7142 enhanced the actions of CRF.

CRF activity has also been implicated in the pathogenesis of certain cardiovascular or heart-related, digestive, degenerative, dermatological, and immunological diseases, and disorders such as hypertension, tachycardia and
20 congestive heart failure, stroke, acne, and osteoporosis, as well as in premature birth, psychosocial dwarfism, stress-induced fever, ulcer, diarrhea, post-operative ileus and colonic hypersensitivity, e.g., associated with psychopathological disturbance and stress.

25 **SUMMARY OF THE INVENTION**

The invention provides novel compounds of Formula I (shown below). The invention also comprises pharmaceutical compositions comprising compounds of Formula I and at least one pharmaceutically acceptable carrier or excipient. Such 2,5-
diarylpyrazines, pyridines and pyrimidines bind to cell surface receptors, preferably
30 G-coupled protein receptors, especially CRF receptors and most preferably CRF1 receptors. Preferred compounds of Formula I exhibit high affinity for CRF 1 receptors, i.e., they bind to, activate, inhibit, or otherwise modulate the activity of receptors other than CRF receptors with affinity constants of less than 1 micromolar, preferably less than 100 nanomolar, and most preferably less than 10 nanomolar.

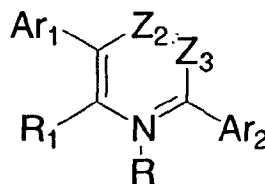
Additionally, preferred compounds of Formula I also exhibit high selectivity for CRF1 receptors.

The invention further comprises methods of treating patients suffering from certain diseases or disorders by administering to such patients an amount of a
5 compound of Formula I effective to reduce signs or symptoms of the disease or disorder. These diseases and disorders include CNS disorders, particularly affective disorders, anxiety, stress, depression, and eating disorders and also include certain digestive disorders, particularly irritable bowel syndrome and Crohn's disease. These diseases or disorders further include cardiovascular or heart-related, digestive,
10 degenerative, dermatological, and immunological diseases and disorders such as hypertension, tachycardia and congestive heart failure, stroke, acne and osteoporosis, as well as premature birth, psychosocial dwarfism, stress-induced fever, ulcer, diarrhea, post-operative ileus and colonic hypersensitivity. The patient suffering from such diseases or disorders may be a human or other animal (preferably a mammal),
15 such as a domesticated companion animal (pet) or a livestock animal.

According to yet another aspect, the present invention provides pharmaceutical compositions comprising a compound of Formula I or a pharmaceutically acceptable salts or solvates thereof together with at least one pharmaceutically acceptable carrier or excipient, which compositions are useful for
20 the treatment of the disorders recited above. The invention further provides methods of treating patients suffering from any of these disorders with an effective amount of a compound or composition of Formula I.

Additionally this invention relates to the use of labeled compounds of Formula I (particularly radiolabeled compounds of this invention) as probes for the localization
25 of receptors in cells and tissues and as standards and reagents for use in determining the receptor-binding characteristics of test compounds.

Thus, in a first aspect, the invention provides compounds of Formula I,



Formula I

30 and the pharmaceutically acceptable salts thereof.

Ar₁ and Ar₂ are independently chosen from: phenyl which is mono-, di-, or tri-substituted, 1-naphthyl and 2-naphthyl, each of which is optionally mono-, di-, or tri-substituted, and optionally mono-, di-, or tri-substituted heteroaryl, said heteroaryl having from 1 to 3 rings, 5 to 7 ring members in each ring and, in at least one of said
5 rings, from 1 to about 3 heteroatoms selected from the group consisting of N, O, and S.

R is oxygen or absent.

Z₂ is nitrogen or CR₂ and Z₃ is nitrogen or CR₃; with the proviso that Z₂ and Z₃ are not both nitrogen.

10 R₁, R₂, and R₃ are independently chosen from hydrogen, halogen, amino, cyano, nitro, optionally substituted alkyl, optionally substituted alkenyl, optionally substituted alkynyl, optionally substituted alkoxy, optionally substituted mono- or di-alkylamino, optionally substituted cycloalkyl, optionally substituted (cycloalkyl)alkyl, optionally substituted (cycloalkyl)oxy, optionally substituted (cycloalkyl)alkoxy,
15 optionally substituted alkylthio, optionally substituted alkylsulfinyl, optionally substituted alkylsulfonyl, and optionally substituted mono- or dialkylcarboxamide; with the proviso that not all of R₁, R₃, and R₄ are hydrogen.

The invention particularly includes compounds and pharmaceutically
20 acceptable salts of Formula I in which:

Ar₁ and Ar₂ are independently chosen from phenyl which is mono-, di-, or tri-substituted, and 1-naphthyl, 2-naphthyl, pyridyl, pyrimidinyl, pyrazinyl, pyridiziny, thienyl, thiazolyl, pyrazolyl, imidazolyl, tetrazolyl, oxazolyl, isoxazolyl, pyrrolyl, furanyl, and triazolyl, each of which is optionally mono-, di-, or tri-substituted.

25 Preferred diarylpyrazine, diarylpyridine, and diarylpyrimidine compounds and particularly preferred 2,5-diarylpyrazines of the invention exhibit good activity in standard *in vitro* receptor binding assays, specifically the assay as specified in Example 9, which follows and is defined below. Particularly preferred 2,5-
30 diarylpyrazines of the invention have an IC₅₀ of about 1 micromolar or less, still more preferably an IC₅₀ of about 100 nanomolar or less even more preferably an IC₅₀ of about 10 nanomolar or less or even 1 nanomolar or less in such a defined standard *in vitro* CRF receptor binding assay as exemplified by Example 9 which follows.

DETAILED DESCRIPTION OF THE INVENTION

CHEMICAL DESCRIPTION AND TERMINOLOGY

Prior to setting forth the invention in detail, it may be helpful to provide definitions of certain terms to be used herein. Compounds of the present invention
5 are generally described using standard nomenclature. Certain compounds are described herein using a general formula that includes variables. Unless otherwise specified, each variable within such a formula is defined independently of other variables.

In certain situations, the compounds of Formula I may contain one or more
10 asymmetric elements such as stereogenic centers, stereogenic axes and the like, e.g. asymmetric carbon atoms, so that the compounds can exist in different stereoisomeric forms. These compounds can be, for example, racemates or optically active forms. For compounds with two or more asymmetric elements, these compounds can additionally be mixtures of diastereomers. For compounds having asymmetric
15 centers, it should be understood that all of the optical isomers and mixtures thereof are encompassed. In addition, compounds with carbon-carbon double bonds may occur in Z- and E- forms, with all isomeric forms of the compounds being included in the present invention. Compounds having a sterically congested biaryl, aryl-heteroaryl or bi-heteroaryl bond, generically referred to as biaryl bonds, include those compounds
20 having two, three or four substituents on the aryl or heteroaryl ring *ortho* to the biaryl bond. Such biary compounds may exist as isolable enantiotopic rotational isomers with all isomeric forms of the compounds being included in the present invention. Where a compound exists in various tautomeric forms, the invention is not limited to any one of the specific tautomers, but rather includes all tautomeric forms. In these
25 situations, the single enantiomers, i.e., optically active forms, can be obtained by asymmetric synthesis, synthesis from optically pure precursors or by resolution of the racemates. Resolution of the racemates can be accomplished, for example, by conventional methods such as crystallization in the presence of a resolving agent, or chromatography, using, for example a chiral HPLC column.

30 The present invention is intended to include all isotopes of atoms occurring in the present compounds. Isotopes include those atoms having the same atomic number but different mass numbers. By way of general example, and without limitation, isotopes of hydrogen include tritium and deuterium and isotopes of carbon include ^{11}C , ^{13}C , and ^{14}C .

When any variable occurs more than one time in any constituent or formula for a compound, its definition at each occurrence is independent of its definition at every other occurrence. Thus, for example, if a group is shown to be substituted with 0-2 R*, then said group may optionally be substituted with up to two R* groups and R* at each occurrence is selected independently from the definition of R*. Also, combinations of substituents and/or variables are permissible only if such combinations result in stable compounds.

The term "substituted", as used herein, means that any one or more hydrogens on the designated atom is replaced with a selection from the indicated group, provided that the designated atom's normal valence is not exceeded, and that the substitution results in a stable compound. When a substituent is oxo (i.e., =O), then 2 hydrogens on the atom are replaced. When aromatic moieties are substituted by an oxo group, the aromatic ring is replaced by the corresponding partially unsaturated ring. For example a pyridyl group substituted by oxo is a tetrahydropyridone.

As indicated above, various substituents of Formula I and Formula IA are "optionally substituted". The phrase "optionally substituted" indicates that such groups may either be unsubstituted or substituted at one or more of any of the available positions, typically 1, 2, 3, or 4 positions, by one or more suitable groups such as those disclosed herein.

When substituents such as Ar, R₁, R₂, R₃, and R₄, are further substituted, they may be so substituted at one or more available positions, typically 1 to 3 or 4 positions, by one or more suitable groups such as those disclosed herein. Suitable groups that may be present on a "substituted" Ar or other group include *e.g.*, halogen; cyano; hydroxyl; nitro; azido; alkanoyl (such as a C₁-C₆ alkanoyl group such as acyl or the like); carboxamido; alkyl groups (including cycloalkyl groups, having 1 to about 8 carbon atoms, preferably 1, 2, 3, 4, 5, or 6 carbon atoms); alkenyl and alkynyl groups (including groups having one or more unsaturated linkages and from 2 to about 8, preferably 2, 3, 4, 5 or 6, carbon atoms); alkoxy groups having one or more oxygen linkages and from 1 to about 8, preferably 1, 2, 3, 4, 5 or 6 carbon atoms; aryloxy such as phenoxy; alkylthio groups including those having one or more thioether linkages and from 1 to about 8 carbon atoms, preferably 1, 2, 3, 4, 5 or 6 carbon atoms; alkylsulfinyl groups including those having one or more sulfinyl linkages and from 1 to about 8 carbon atoms, preferably 1, 2, 3, 4, 5, or 6 carbon atoms; alkylsulfonyl groups including those having one or more sulfonyl linkages and

from 1 to about 8 carbon atoms, preferably 1, 2, 3, 4, 5, or 6 carbon atoms; aminoalkyl groups including groups having one or more N atoms and from 1 to about 8, preferably 1, 2, 3, 4, 5 or 6, carbon atoms; aryl having 6 or more carbons and one or more rings, (*e.g.*, phenyl, biphenyl, naphthyl, or the like, each ring either substituted or unsubstituted aromatic); arylalkyl having 1 to 3 separate or fused rings and from 6 to about 18 ring carbon atoms, with benzyl being a preferred arylalkyl group; arylalkoxy having 1 to 3 separate or fused rings and from 6 to about 18 ring carbon atoms, with O-benzyl being a preferred arylalkoxy group; or a saturated, unsaturated, or aromatic heterocyclic group having 1 to 3 separate or fused rings with 3 to about 8 members per ring and one or more N, O or S atoms, *e.g.* coumarinyl, quinolinyl, isoquinolinyl, quinazolinyl, pyridyl, pyrazinyl, pyrimidyl, furanyl, pyrrolyl, thienyl, thiazolyl, triazinyl, oxazolyl, isoxazolyl, imidazolyl, indolyl, benzofuranyl, benzothiazolyl, tetrahydrofuranlyl, tetrahydropyranyl, piperidinyl, morpholinyl, piperazinyl, and pyrrolidinyl. Such heterocyclic groups may be further substituted, *e.g.* with hydroxy, alkyl, alkoxy, halogen and amino.

Combinations of substituents and/or variables are permissible only if such combinations result in stable compounds or useful synthetic intermediates. A stable compound or stable structure is meant to imply a compound that is sufficiently robust to survive isolation from a reaction mixture, and subsequent formulation into an effective therapeutic agent.

A dash ("-") that is not between two letters or symbols is used to indicate a point of attachment for a substituent. For example, $-\text{CONH}_2$ is attached through the carbon atom.

As used herein, "alkyl" is intended to include both branched and straight-chain saturated aliphatic hydrocarbon groups, having the specified number of carbon atoms. Thus, the term $\text{C}_1\text{-C}_6$ alkyl as used herein includes alkyl groups consisting of 1 to 6 carbon atoms. When $\text{C}_0\text{-C}_n$ alkyl is used herein in conjunction with another group, for example, aryl $\text{C}_0\text{-C}_4$ alkyl, the indicated group, in this case aryl, is either directly bound by a single covalent bond, or attached by an alkyl chain having the specified number of carbon atoms, in this case from 1 to 4 carbon atoms. Examples of alkyl include, but are not limited to, methyl, ethyl, n-propyl, i-propyl, n-butyl, s-butyl, t-butyl, n-pentyl, and s-pentyl. Preferred alkyl groups are $\text{C}_1\text{-C}_8$ and $\text{C}_1\text{-C}_6$ alkyl groups. Especially preferred alkyl groups are methyl, ethyl, propyl, butyl, and 3-pentyl. "Carbhydryl" is

intended to include both branched and straight-chain hydrocarbon groups, which are saturated or unsaturated, having the specified number of carbon atoms.

"Alkenyl" is intended to include hydrocarbon chains of either a straight or branched configuration comprising one or more unsaturated carbon-carbon bonds, which may occur in any stable point along the chain, such as ethenyl and propenyl.

"Alkynyl" is intended to include hydrocarbon chains of either a straight or branched configuration comprising one or more triple carbon-carbon bonds that may occur in any stable point along the chain, such as ethynyl and propynyl.

"Alkoxy" represents an alkyl group as defined above with the indicated number of carbon atoms attached through an oxygen bridge. Examples of alkoxy include, but are not limited to, methoxy, ethoxy, n-propoxy, i-propoxy, n-butoxy, 2-butoxy, t-butoxy, n-pentoxy, 2-pentoxy, 3-pentoxy, isopentoxy, neopentoxy, n-hexoxy, 2-hexoxy, 3-hexoxy, and 3-methylpentoxy.

As used herein, the term "mono- or di-alkylamino" includes secondary or tertiary alkyl amino groups, wherein the alkyl groups are as defined above and have the indicated number of carbon atoms. The point of attachment of the alkylamino group is on the nitrogen. Examples of mono- and di-alkylamino groups include ethylamino, dimethylamino, methyl-propyl-amino.

As used herein, the term "alkylsulfinyl" includes those groups having one or more sulfoxide (SO) linkage groups and typically from 1 to about 8 carbon atoms, more typically 1 to about 6 carbon atoms.

As used herein, the term "alkylsulfonyl" includes those groups having one or more sulfonyl (SO₂) linkage groups and typically from 1 to about 8 carbon atoms, more typically 1 to about 6 carbon atoms.

As used herein, the term "alkylthio" includes those groups having one or more thioether linkages and preferably from 1 to about 8 carbon atoms, more typically 1 to about 6 carbon atoms.

As used herein, the term "aryl" indicates aromatic groups containing only carbon in the aromatic ring. Such aromatic groups may be further substituted with carbon or non-carbon atoms or groups. Typical aryl groups contain 1 to 3 separate, fused, or pendant rings and from 6 to about 18 ring atoms, without heteroatoms as ring members. Specifically preferred aryl groups include phenyl, naphthyl, including 1-naphthyl and 2-naphthyl, and biphenyl.

As used herein, "carbocyclic group" is intended to mean any stable 3- to 7-membered monocyclic group, which may be saturated, partially unsaturated, or aromatic. In addition to those exemplified elsewhere herein, examples of such carbocycles include, but are not limited to, cyclopropyl, cyclobutyl, cyclopentyl, 5 cyclohexyl, cycloheptyl, cyclohexenyl, and phenyl.

"Cycloalkyl" is intended to include saturated hydrocarbon ring groups, having the specified number of carbon atoms, usually from 3 to about 8 ring carbon atoms. Preferred cycloalkyl groups have from 3 to 7 ring carbon atoms. Examples of cycloalkyl groups include cyclopropyl, cyclobutyl, cyclopentyl, or cyclohexyl and 10 bridged or caged saturated ring groups such as norbornane or adamantane and the like.

In the term "(cycloalkyl)alkyl", cycloalkyl and alkyl are as defined above, and the point of attachment is on the alkyl group. This term encompasses, but is not limited to, cyclopropylmethyl, cyclohexylmethyl, and cyclohexylmethyl. Likewise, 15 in the term "(cycloalkyl)alkoxy", cycloalkyl and alkoxy are as defined above, and the point of attachment is in the oxygen of the alkoxy group. The term "cycloalkoxy" indicates a cycloalkyl group, as defined above, attached through an oxygen bridge.

"Cycloalkenyl" is intended to include hydrocarbon ring groups, having the specified number of carbon atoms, usually from 3 to about 8 ring carbon atoms, which 20 have at least one carbon-carbon double bond. Preferred cycloalkyl groups have from 3 to 7 ring carbon atoms. Examples of cycloalkenyl groups include cyclopentenyl, and cyclohexenyl groups.

"Haloalkyl" is intended to include both branched and straight-chain saturated aliphatic hydrocarbon groups having the specified number of carbon atoms, 25 substituted with 1 or more halogen atoms. Examples of haloalkyl include, but are not limited to, trifluoromethyl, difluoromethyl, 2-fluoroethyl, and penta-fluoroethyl.

"Haloalkoxy" indicates a haloalkyl group as defined above attached through an oxygen bridge.

"Halo" or "halogen" as used herein refers to fluoro, chloro, bromo, or iodo.

30 As used herein, the terms "heteroaryl" is intended to indicate a stable 5-to 7-membered monocyclic or bicyclic or 7-to 10-membered bicyclic heterocyclic ring which contains at least 1 aromatic ring that contains from 1 to 4 heteroatoms selected from N, O, and S, with remaining ring atoms being carbon. When the total number of S and O atoms in the heteroaryl group exceeds 1, that these heteroatoms are not

adjacent to one another. It is preferred that the total number of S and O atoms in the heterocycle is not more than 1, 2, or 3, more typically 1 or 2. It is particularly preferred that the total number of S and O atoms in the aromatic heterocycle is not more than 1. Examples of heteroaryl groups include pyridyl, indolyl, pyrimidinyl, pyridizinyl, pyrazinyl, imidazolyl, oxazolyl, thienyl, thiazolyl, triazolyl, isoxazolyl, quinolinyl, pyrrolyl, pyrazolyl, and 5,6,7,8-tetrahydroisoquinoline.

The term "heterocycloalkyl" is used to indicate saturated cyclic groups contain from 1 to about 3 heteroatoms selected from N, O, and S, with remaining ring atoms being carbon. Heterocycloalkyl groups have from 3 to about 8 ring atoms, and more typically have from 5 to 7 ring atoms. Examples of heterocycloalkyl groups include morpholinyl, piperazinyl, and pyrrolidinyl groups.

As used herein, the term "heterocyclic group" is intended to include 3 to 7 membered saturated, partially unsaturated, or aromatic monocyclic groups having at least one atom selected from N, O or S. The remaining ring atoms are carbon. The nitrogen and sulfur heteroatoms may optionally be oxidized. The heterocyclic ring may be attached to its pendant group at any heteroatom or carbon atom that results in a stable structure. The heterocyclic rings described herein may be substituted on carbon or on a nitrogen atom if the resulting compound is stable. A nitrogen atom in the heterocycle may optionally be quaternized. It is preferred that the total number of heteroatoms in the heterocyclic groups is not more than 4 and that the total number of S and O atoms in the heterocyclic group is not more than 2, more preferably not more than 1.

Preferred heterocyclic groups include, but are not limited to, pyridinyl, pyrimidinyl, furanyl, thienyl, pyrrolyl, pyrazolyl, pyrrolidinyl, morpholinyl, piperidinyl, piperazinyl, and imidazolyl.

As used herein, "pharmaceutically acceptable salts" refer to derivatives of the disclosed compounds wherein the parent compound is modified by making non-toxic acid or base salts thereof, and further refers to pharmaceutically acceptable solvates of such compounds and such salts. Examples of pharmaceutically acceptable salts include, but are not limited to, mineral or organic acid salts of basic residues such as amines; alkali or organic salts of acidic residues such as carboxylic acids; and the like. The pharmaceutically acceptable salts include the conventional non-toxic salts and the quaternary ammonium salts of the parent compound formed, for example, from non-toxic inorganic or organic acids. For example, conventional non-toxic acid salts

include those derived from inorganic acids such as hydrochloric, hydrobromic, sulfuric, sulfamic, phosphoric, nitric and the like; and the salts prepared from organic acids such as acetic, propionic, succinic, glycolic, stearic, lactic, malic, tartaric, citric, ascorbic, pantoic, maleic, hydroxymaleic, phenylacetic, glutamic, benzoic, salicylic, mesylic, esylic, besylic, sulfanilic, 2-acetoxybenzoic, fumaric, toluenesulfonic, methanesulfonic, ethane disulfonic, oxalic, isethionic, $\text{HOOC}-(\text{CH}_2)_n-\text{COOH}$ where n is 0-4, and the like. The pharmaceutically acceptable salts of the present invention can be synthesized from a parent compound that contains a basic or acidic moiety by conventional chemical methods. Generally, such salts can be prepared by reacting free acid forms of these compounds with a stoichiometric amount of the appropriate base (such as Na, Ca, Mg, or K hydroxide, carbonate, bicarbonate, or the like), or by reacting free base forms of these compounds with a stoichiometric amount of the appropriate acid. Such reactions are typically carried out in water or in an organic solvent, or in a mixture of the two. Generally, non-aqueous media like ether, ethyl acetate, ethanol, isopropanol, or acetonitrile are preferred, where practicable. Lists of additional suitable salts may be found, e.g., in *Remington's Pharmaceutical Sciences*, 17th ed., Mack Publishing Company, Easton, PA, p. 1418 (1985).

"Prodrugs" are intended to include any compounds that become compounds of Formula I when administered to a mammalian subject, e.g., upon metabolic processing of the prodrug. Examples of prodrugs include, but are not limited to, acetate, formate and benzoate and like derivatives of functional groups (such as alcohol or amine groups) in the compounds of Formula I.

The term "therapeutically effective amount" of a compound of this invention means an amount effective, when administered to a human or non-human patient, to provide a therapeutic benefit such as an amelioration of symptoms, e.g., an amount effective to antagonize the effects of pathogenic levels of CRF or to treat the symptoms of stress disorders, affective disorder, anxiety or depression.

CRF1 RECEPTOR LIGANDS

The present invention is based, in part, on the discovery that small molecules having the general Formula I, shown above (as well as pharmaceutically acceptable salts and prodrugs thereof) act as antagonists and/or inverse agonists of CRF1 receptors.

In addition to compounds and pharmaceutically acceptable salts of Formula I set forth above, the invention provides certain compounds and pharmaceutically acceptable salts thereof, of Formula I, which will be referred to as compounds of **Formula IA** in which the variables R, R₁, Ar₁, Z₂, Z₃ and Ar₂ carry the following definitions:

R is oxygen or absent.

Z₂ is nitrogen or CR₂ and Z₃ is nitrogen or CR₃. Z² and Z³ are not both nitrogen.

Ar₁ and Ar₂ are independently chosen from phenyl which is mono-, di-, or tri-substituted with R_A, and 1-naphthyl, 2-naphthyl, pyridyl, pyrimidinyl, pyrazinyl, pyridiziny, thienyl, thiazolyl, pyrazolyl, imidazolyl, tetrazolyl, oxazolyl, isoxazolyl, pyrrolyl, furanyl, and triazolyl, each of which is optionally mono-, di-, or tri-substituted with R_A.

R₁, R₂, and R₃ are independently selected from hydrogen, halogen, hydroxy, cyano, amino, nitro, C₁-C₆alkyl₁, C₁-C₆alkyl₁-O-, mono- or di-(C₁-C₆alkyl₁)amino, C₃-C₇cycloalkyl₂(C₀-C₄alkyl₁), C₃-C₇cycloalkenyl₂(C₀-C₄alkyl₁), C₃-C₇cycloalkyl₂(C₀-C₄alkyl₁)-O-, C₃-C₇cycloalkenyl₂(C₀-C₄alkyl₁)-O-, haloC₁-C₆alkyl₁, haloC₁-C₆alkyl₁-O-, and -S(O)_n(C₁-C₆alkyl₁). Each alkyl₁ is independently straight or branched, contains 0 or 1 or more double or triple bonds, and is unsubstituted or substituted with one or more substituents independently chosen from halogen, hydroxy, oxo, cyano, C₁-C₄alkoxy, amino, and mono- or di-(C₁-C₄alkyl)amino, and each C₃-C₇cycloalkyl₂ and C₃-C₇cycloalkenyl₂ is optionally substituted by one or more substituents independently chosen from halogen, hydroxy, oxo, cyano, C₁-C₄alkoxy, amino, and mono- or di-(C₁-C₄)alkylamino. Not all of R₁, R₂, and R₃ are hydrogen.

R_A is independently selected at each occurrence from halogen, cyano, nitro, halo(C₁-C₆)alkyl, halo(C₁-C₆)alkoxy, hydroxy, amino, C₁-C₆alkyl substituted with 0-2 R_B, C₂-C₆alkenyl substituted with 0-2 R_B, C₂-C₆alkynyl substituted with 0-2 R_B, C₃-C₇cycloalkyl substituted with 0-2 R_B, (C₃-C₇cycloalkyl)C₁-C₄alkyl substituted with 0-2 R_B, C₁-C₆alkoxy substituted with 0-2 R_B, -NH(C₁-C₆alkyl) substituted with 0-2 R_B, -N(C₁-C₆alkyl)(C₁-C₆alkyl) where each C₁-C₆alkyl is independently substituted with 0-2 R_B, -XR_C, and Y.

R_B is independently selected at each occurrence from halogen, hydroxy, cyano, amino,

C₁-C₄alkyl, C₁-C₄alkoxy, mono- or di-(C₁-C₄alkyl)amino,
 -S(O)_n(alkyl), halo(C₁-C₄)alkyl, halo(C₁-C₄)alkoxy, -CO(C₁-C₄alkyl),
 -CONH(C₁-C₄alkyl), -CON(C₁-C₄alkyl)(C₁-C₄alkyl), -XR_C, and Y.

R_C and R_D, are the same or different, and are independently selected at each
 5 occurrence from: hydrogen, and straight, branched, and cyclic alkyl groups, and
 (cycloalkyl)alkyl groups, having 1 to 8 carbon atoms, and containing zero or one or
 more double or triple bonds, each of which 1 to 8 carbon atoms may be further
 substituted with one or more substituent(s) independently selected from oxo, hydroxy,
 halogen, cyano, amino, C₁-C₆alkoxy, mono- or di-(C₁-C₄alkyl)amino, -NHC(=O)(C₁-
 10 C₆alkyl), -N(C₁-C₆alkyl)C(=O)(C₁-C₆alkyl), -NHS(O)_n(C₁-C₆alkyl), -S(O)_n(C₁-
 C₆alkyl), -S(O)_nNH(C₁-C₆alkyl), -S(O)_nN(C₁-C₆alkyl)(C₁-C₆alkyl), and Z.

X is independently selected at each occurrence from the group consisting of -
 CH₂-, -CHR_D-, -O-, -C(=O)-, -C(=O)O-, -S(O)_n-, -NH-, -NR_D-, -C(=O)NH-, -
 C(=O)NR_D-, -S(O)_nNH-,
 15 -S(O)_nNR_D-, -OC(=S)S-, -NHC(=O)-, -NR_DC(=O)-, -NHS(O)_n-, and -NR_DS(O)_n-.

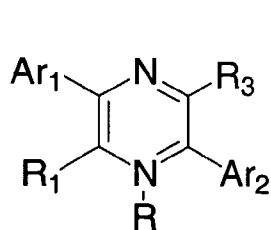
Y and Z are independently selected at each occurrence from: 3- to 7-
 membered carbocyclic or heterocyclic groups, which are saturated, partially
 unsaturated, or aromatic, which may be further substituted with one or more
 substituents independently selected from halogen, oxo, hydroxy, amino, cyano, C₁-
 20 C₄alkyl, C₁-C₄alkoxy, mono- or di-(C₁-C₄alkyl)amino, and -S(O)_n(alkyl), wherein
 said 3- to 7-membered heterocyclic groups contain from 1 to 3 heteroatom(s)
 independently selected from N, O, and S, with remaining ring members being carbon.

At each occurrence n is independently selected from 0, 1, and 2.

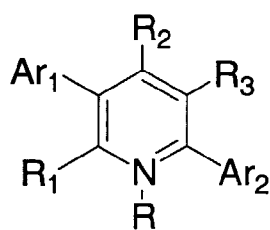
25 In particular embodiments the invention provides compounds and
 pharmaceutically acceptable salts of Formula IA in which Z₂ is nitrogen and Z₃ is
 CR₃, i.e. compounds of Formula A.

The inventions also includes provides compounds and pharmaceutically
 acceptable salts of Formula IA in which Z₂ is CR₂ and Z₃ is CR₃, i.e. compounds of
 30 Formula B.

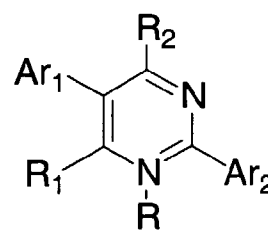
Further included in the invention are compounds and pharmaceutically
 acceptable salts of Formula IA in which Z₂ is CR₂ and Z₃ is nitrogen, i.e. compounds
 of Formula C.



Formula A



Formula B



Formula C

The remaining variables of Formula A, Formula B, and Formula C, e.g., R, R₁,
 5 R₂, R₃, Ar₁, and Ar₂, carry the definitions set forth for compounds and salts of
 Formula IA.

Particular embodiments of the invention include compounds and
 pharmaceutically acceptable salts of Formula IA in which R is absent. Ar₂, in this
 10 particular embodiment, is phenyl or pyridyl, each of which is mono-, di-, or tri-
 substituted with R_A.

Another specific embodiment of the invention pertains to compounds and
 pharmaceutically acceptable salts of Formula IA in which R is absent.
 15 R₁, R₂, and R₃, in this specific embodiment, are independently selected from
 the group consisting of i) hydrogen, ii) halogen, iii) C₁-C₃alkyl, iv) C₁-C₃alkoxy, v)
 (C₃-C₇cycloalkyl)C₀-C₃alkyl, vi) (C₃-C₇cycloalkyl)C₀-C₃alkoxy, vii) mono- or di-(C₁-
 C₃alkyl)amino, viii) C₁-C₃haloalkyl, and ix) C₁-C₃haloalkoxy wherein each of iii, iv,
 v, vi, and vii is unsubstituted or substituted by 1-3 groups independently chosen from
 20 hydroxy, amino, cyano, and halogen.

Ar₂, in this specific embodiment of the invention, is preferably phenyl or pyridyl,
 each of which is substituted with R_A at at least 1 position ortho to the point of
 attachment of Ar in Formula I, and optionally substituted with up to 2 additional R_A
 groups.

25

The invention further provides compounds and pharmaceutically acceptable
 salts of Formula IA in which R is absent.

Ar₂, in these further provided compounds and salts, is phenyl or pyridyl, each
 of which is substituted with R_A at at least 1 position ortho to the point of attachment
 30 of Ar in Formula I, and optionally substituted with up to 2 additional R_A groups.

R_C and R_D , in these further provided compounds and salts, may be the same or different, are independently selected at each occurrence from straight, branched, or cyclic alkyl groups having from 1 to 8 carbon atoms, which alkyl groups may contain one or more double or triple bonds.

5 R_1 , R_2 , and R_3 , in certain compounds and salts of these further provided compounds and salts, are independently selected from the group consisting of i) hydrogen, ii) halogen, iii) C_1 - C_3 alkyl, iv) C_1 - C_3 alkoxy, v) $(C_3$ - C_7 cycloalkyl) C_0 - C_3 alkyl, vi) $(C_3$ - C_7 cycloalkyl) C_0 - C_3 alkoxy, vii) mono- or di- $(C_1$ - C_3 alkyl)amino, viii) C_1 - C_3 haloalkyl, and ix) C_1 - C_3 haloalkoxy wherein each of iii, iv, v, vi, and vii is
 10 unsubstituted or substituted by 1-3 groups independently chosen from hydroxy, amino, cyano, and halogen.

In yet another particular embodiment the invention provides compounds and pharmaceutically acceptable salts of Formula A, Formula B, and Formula C, in which
 15 R is absent.

Ar_1 , in this particular embodiment, is chosen from phenyl which is mono-, di-, or tri-substituted with R_A , and 1-naphthyl, 2-naphthyl, pyridyl, pyrimidinyl, pyrazinyl, pyridizynyl, thienyl, thiazolyl, pyrazolyl, imidazolyl, tetrazolyl, oxazolyl, isoxazolyl, pyrrolyl, furanyl, and triazolyl, each of which is optionally mono-, di-, or
 20 tri-substituted with R_A .

Ar_2 , in this particular embodiment, is phenyl or pyridyl, each of which is substituted at at least 1 position ortho to the point of attachment of Ar in Formula I, and optionally substituted with up to 2 additional R_A groups.

In certain preferred compounds and salts of this particular embodiment:

25 R_1 , R_2 , R_3 are independently selected from hydrogen, cyano, amino, halogen, C_1 - C_6 alkyl, C_1 - C_6 alkoxy, $(C_3$ - C_7 cycloalkyl) C_0 - C_3 alkyl, $(C_3$ - C_7 cycloalkyl) C_0 - C_3 alkoxy, mono- or di- $(C_1$ - C_6 alkyl)amino, C_1 - C_6 haloalkyl, C_1 - C_6 haloalkoxy, and $-SO_n(C_1$ - C_6 alkyl).

R_A is independently selected at each occurrence from i) halogen, cyano, nitro, halo(C_1 - C_6)alkyl, halo(C_1 - C_6)alkoxy, hydroxy, amino, C_1 - C_6 alkyl, C_2 - C_6 alkenyl, C_2 - C_6 alkynyl, C_3 - C_7 cycloalkyl, $(C_3$ - C_7 cycloalkyl) C_1 - C_4 alkyl, C_1 - C_6 alkoxy, mono- or di- $(C_1$ - C_6 alkyl)amino, $-CHO$, and $-C(=O)CH_3$; ii) C_1 - C_6 alkoxy and C_1 - C_6 alkyl which are unsubstituted or substituted with 1 or 2 groups independently selected from halogen, hydroxy, cyano, amino, oxo, C_1 - C_4 alkoxy, mono- or di- $(C_1$ - C_6 alkyl)amino,
 30

halo(C₁-C₄)alkyl, halo(C₁-C₄)alkoxy, C₁-C₄alkanoyl, morpholinyl, piperazinyl, piperidinyl, furanyl, and pyrrolidinyl, and iii) 3- to 7-membered carbocyclic or heterocyclic groups which are saturated, partially unsaturated, or aromatic, which may be further substituted with one or more substituents independently selected from

5 halogen, oxo, hydroxy, amino, cyano, C₁-C₄alkyl, C₁-C₄alkoxy, and mono- or di-(C₁-C₄alkyl)amino; and

n is 0, 1, or 2.

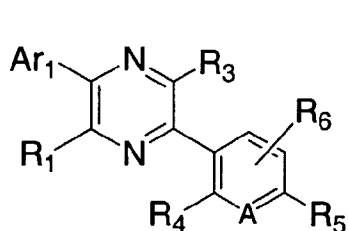
In certain more preferred compounds and salts of this particular embodiment, R₁ and R₃ are independently selected from the group consisting of hydrogen, halogen,

10 C₁-C₄alkyl, C₁-C₃alkoxy, (C₃-C₇cycloalkyl)C₀-C₃alkyl, (C₃-C₇cycloalkyl)C₀-C₃alkoxy, mono- or di-(C₁-C₃alkyl)amino, C₁-C₃haloalkyl, and C₁-C₃haloalkoxy; and

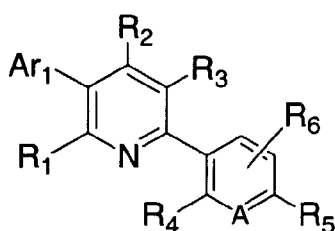
Ar₁ is selected from the group consisting of phenyl which is mono- di- or trisubstituted, and 1- naphthyl, 2-naphthyl, pyridyl, pyrimidinyl, pyrazolyl, imidazolyl, tetrazolyl, and pyrazinyl, each of which is optionally mono- di- or

15 trisubstituted with R_A.

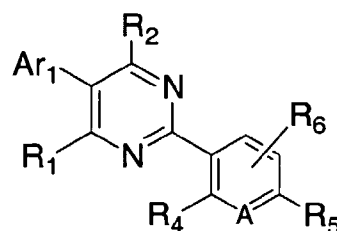
The invention further includes compounds and pharmaceutically acceptably salts of Formula II, Formula IV, and Formula VI.



Formula II



Formula IV



Formula VI

20

A is nitrogen or CH, in each of Formula II, Formula IV, and Formula VI.

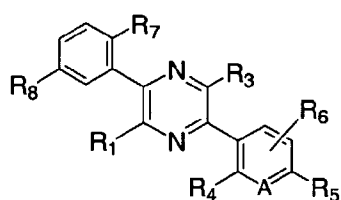
R₁, R₂, and R₃ are independently chosen from hydrogen, halogen, methyl, ethyl, methoxy, ethoxy, trifluoromethyl, trifluoromethoxy, and methylamino;

25 R₄ and R₅, are independently chosen from halogen, halo(C₁-C₂)alkyl, halo(C₁-C₂)alkoxy, hydroxy, amino, C₁-C₃alkyl, C₁-C₂alkoxy, and mono- or di-(C₁-C₂alkyl)amino;

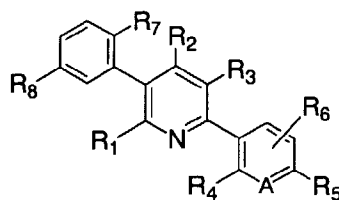
R₆ is chosen from hydrogen, halogen, halo(C₁-C₂)alkyl, halo(C₁-C₂)alkoxy, hydroxy, amino, C₁-C₃alkyl, C₁-C₂alkoxy, and mono- or di-(C₁-C₂alkyl)amino.

30

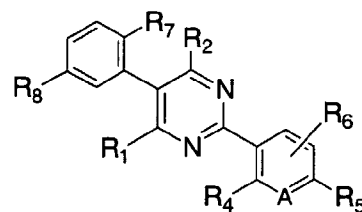
The invention further provides compounds and pharmaceutically acceptable salts of Formula III, Formula V, and Formula VII



Formula III



Formula V



Formula VII

- 5 A is nitrogen or CH, in each of Formula III, Formula V, and Formula VII;
- R₁, R₂, and R₃ are independently chosen from hydrogen, halogen, methyl, ethyl, methoxy, ethoxy, trifluoromethyl, trifluoromethoxy, and methylamino;
- R₄ and R₅, are independently chosen from halogen, halo(C₁-C₂)alkyl, halo(C₁-C₂)alkoxy, hydroxy, amino, C₁-C₃alkyl, C₁-C₂alkoxy, and mono- or di-(C₁-
- 10 C₂alkyl)amino;
- R₆ is chosen from hydrogen, halogen, halo(C₁-C₂)alkyl, halo(C₁-C₂)alkoxy, hydroxy, amino, C₁-C₃alkyl, C₁-C₂alkoxy, and mono- or di-(C₁-C₂alkyl)amino;
- R⁷ and R⁸ are independently chosen from methyl, ethyl, methoxy, ethoxy, trifluoromethyl and trifluoromethoxy and halogen.
- 15 Preferred substituents of the Ar₁ and Ar₂ groups, for compounds of Formula I, Formula IA and the subformulae thereof, including, for example, compounds of Formula A-C include chloro, methyl, methoxy, ethyl, ethoxy, trifluoromethoxy, difluoromethoxy, trifluoromethyl, difluoromethyl, 1-ethyl-propoxy, isopropoxy, isopropyl, and isopropyl amino.
- 20 Particularly preferred Ar₁ groups include 3,5-diethyl-pyrazol-1-yl, 3,5-dimethylpyrazol-1-yl, 1-(1-ethyl-propyl)-1H-imidazol-2-yl, 2-methoxy-5-fluorophenyl, 2,5-difluorophenyl, 2-methoxy-5-isopropyl, 2,5-dichlorophenyl, 2,5-dimethoxyphenyl, 2-methoxy-5-chlorophenyl, 2-methoxy-5-isopropyl, 2,5-dimethylphenyl, 2-methoxy-4-trifluoromethoxy, phenyl, o-tolyl, 2-
- 25 trifluoromethylphenyl, m-tolyl, 3-trifluoromethylphenyl, 2,3-dimethylphenyl, 3,5-dimethylphenyl, 2,6-dimethylphenyl, 2,4,6-trimethylphenyl, 2,4-dimethoxyphenyl, 2-methoxy-5-chlorophenyl, 2-methoxy-5-isopropylphenyl, 2,3,5-trichlorophenyl, 3-methyl-4-fluorophenyl, 3-trifluoromethoxyphenyl, 3,5-bis(trifluoro-methyl)phenyl, 1-naphthyl, 2-naphthyl, 3H-imidazole-4-carboxylic acid, 5-propyl-tetrazol-1-yl, and
- 30 (3H-imidazole-4-yl)-morpholin-4-yl-methanone.

Particularly preferred Ar₂ groups, include, but are not limited to, 2,4-dimethoxy phenyl, 2-methoxy-4-ethyl phenyl, 2-methyl-4-methoxy phenyl, 2-methoxy-4-trifluoromethoxy phenyl, 2,4-dichlorophenyl, 2-chloro-4-methoxy phenyl, 2-methoxy-4-isopropoxy phenyl, 2-chloro-4-isopropoxy phenyl, 2-methoxy-4-difluoromethoxy-phenyl, 2-methoxy-4-isopropyl phenyl, 2-difluoromethoxy-4-methoxy phenyl, 2-methoxy-4-trifluoromethoxy phenyl, 2-methoxy-4-ethoxy phenyl, 2-methoxy-4-trifluoromethyl phenyl, 2-trifluoromethoxy-4-methoxy phenyl, 2-methyl-4-isopropyl 3-pyridyl, 2-methoxy-4-isopropyl-3-pyridyl, 2-ethoxy-4-isopropyl 3-pyridyl, 2-ethyl-4-isopropyl 3-pyridyl, and 2-ethyl-4-isopropylamino phenyl.

Preferred compounds of Formula I exhibit an IC₅₀ value of 1 micromolar or less in a standard in vitro CRF receptor binding assay. More preferred compounds exhibit an IC₅₀ value of 100 nanomolar or less in a standard in vitro CRF receptor binding assay. Particularly preferred compounds of Formula I exhibit an IC₅₀ value of 10 nanomolar or less in a standard in vitro CRF receptor binding assay. A standard in vitro CRF1 receptor binding assay is disclosed in Example 9, below.

The invention further provides intermediates useful in the preparation of compounds of Formula I, Formula IA, any the particular embodiments thereof (e.g., Formula A-Formula C and Formula II- Formula VII), or any of the compounds of Formula I specifically disclosed herein. Intermediates useful in the synthesis of compounds in the invention are described in Schemes I-III below, and further illustrated in Examples 1-7. For example, useful intermediates provided by the invention include organometallic aryl compounds, e.g., Ar-[M], and aryl boronic acids useful for coupling to the pyridine core of Formula I.

The invention also provides pharmaceutical compositions comprising a compound, pharmaceutically acceptable salt, or prodrug of Formula I, Formula IA, any the particular embodiments thereof (e.g., Formula A-Formula C and Formula II- Formula VII), or any of the compounds of Formula I specifically disclosed herein, together with a pharmaceutically acceptable carrier or excipient. Pharmaceutically acceptable carriers suitable for use in a composition provided by the invention may be inert, or may modulate the bioavailability or stability of the active compound. Representative carriers include, for example, molecules such as albumin, polylysine, polyamidoamines, peptides, proteins, polystyrene, polyacrylamide, lipids, ceramide and biotin, solid support materials such as beads and microparticles comprising, for example, polyacetate, polyglycolate, poly(lactide-co-glycolide), polyacrylate, starch,

cellulose or dextran. The pharmaceutical composition, may be prepared in a variety of forms, for example, as an injectable fluid, an aerosol, a cream, a gel, a pill, a capsule, a syrup, or a transdermal patch.

The invention also provides packages comprising a pharmaceutical
5 composition as described immediately above in a container and instructions for using the composition to treat a patient suffering from anxiety, or instructions for using the composition to treat a patient suffering from stress, or instructions for using the composition to treat a patient suffering from depression, or instructions for using the composition to treat a patient suffering from irritable bowel syndrome or instructions
10 for using the composition to treat a patient suffering from Crohn's disease.

The CRF binding compounds provided by this invention and labeled derivatives thereof are also useful as standards and reagents in determining the ability of other compounds (e.g., a potential pharmaceutical agent) to bind to the CRF receptor.

15 The invention provides a method for demonstrating the presence of CRF receptors (preferably CRF1 receptors) in a biological sample (e.g., a tissue section or homogenate), said method comprising contacting the biological sample with a labeled compound of Formula I under conditions that permit binding of the labeled compound to a CRF receptor and detecting the labeled compound in the biological sample.
20 Unbound labeled compound is preferably at least partially removed from the biological sample prior to detecting the bound labeled compound in the sample.

For detection purposes the compound may be labeled, for example, with a fluorescent, isotopic, or radiolabel. Radiolabeled and isotopically labeled compounds of Formula I-VIII and A-C, which are also included in the invention, are identical to
25 the compounds recited in Formulae I-VIII and A-C, with one or more atoms replaced by an atom having an atomic mass or mass number different from the most highly abundant isotope of that atom. Examples of isotopes that can be incorporated into compounds of Formula I in accordance with this aspect of the invention include isotopes of hydrogen, carbon, nitrogen, oxygen, phosphorous, fluorine, and chlorine,
30 such as ^2H , ^3H , ^{11}C , ^{13}C , ^{14}C , ^{15}N , ^{18}O , ^{17}O , ^{31}P , ^{32}P , ^{35}S , ^{18}F , ^{19}F , and ^{36}Cl .

Preparation of such radiolabeled compounds of Formula I is described below in Example 10. The labeled compound may be detected if radiolabeled, e.g., autoradiographically, and if otherwise isotopically labeled, e.g., by NMR. Labeled derivatives the CRF antagonist compounds of Formula I are also useful as radiotracers

for positron emission tomography (PET) imaging or for single photon emission computerized tomography (SPECT).

The present invention also pertains to methods of inhibiting the binding of CRF to CRF receptors which methods involve contacting a solution containing a compound of Formula I with at least one cell (e.g., a neuronal cell) expressing CRF receptors (e.g., preferably CRF1 receptors), wherein the compound is present in the solution at a concentration sufficient to inhibit CRF binding to CRF receptors in vitro. This method includes inhibiting the binding of CRF to CRF receptors in vivo in an animal (e.g., preferably a human patient). The animal is given an amount of a compound of Formula I that results in a concentration in a relevant body fluid (e.g., blood, plasma, serum, CSF, interstitial fluid) of the animal, which concentration is at least sufficient to inhibit the binding of CRF to CRF receptors in vitro.

The present invention also pertains to methods of altering (i.e. increasing or decreasing) the CRF-stimulated activity of CRF receptors, which methods involve contacting a solution containing a compound Formula I with at least one cell (e.g., a neuronal cell) expressing CRF receptors (e.g., preferably CRF1 receptors), wherein the compound is present in the solution at a concentration sufficient to alter the CRF-stimulated signal transduction activity of CRF receptors in cells expressing CRF receptors (preferably cells expressing such receptors at levels above those found in naturally occurring CRF receptor-expressing cells) in vitro. This method includes altering the CRF-stimulated activity of CRF receptors in vivo in an animal (e.g., preferably a human patient). The animal is given an amount of a compound of Formula I that results in compound a concentration in a relevant body fluid (e.g., blood, plasma, serum, CSF, interstitial fluid) of the animal, which concentration is at least sufficient to alter the CRF-stimulated activity of CRF receptors in vitro.

In one embodiment, such methods are useful in treating physiological disorders associated with excess concentrations of CRF in a patient (e.g., in a body fluid of the patient). The amount of a compound that would be sufficient to inhibit the binding of a CRF to a CRF receptor or to alter the CRF-stimulated activity of CRF receptors may be readily determined via a CRF receptor binding assay (see Example 9), or from the EC50 of a CRF receptor functional assay. CRF receptors that may be used to determine in vitro binding are found in a variety of sources, for example in cells that autologously express CRF receptors, e.g. IMR32 cells, or in a cell

expressing a CRF receptor as a result of the expression of an exogenous CRF receptor-encoding polynucleotide comprised by the cell.

METHODS OF TREATMENT

5 Compounds of Formula I are useful in treating a variety of conditions including affective disorders, anxiety disorders, stress disorders, eating disorders, digestive disorders, and drug addiction.

Affective disorders include all types of depression, bipolar disorder, cyclothymia, and dysthymia.

10 Anxiety disorders include generalized anxiety disorder, panic, phobias and obsessive-compulsive disorder.

Stress, including post-traumatic stress disorder, hemorrhagic stress, stress-induced psychotic episodes, psychosocial dwarfism, stress headaches, stress-induced immune systems disorders such as stress-induced fever, and stress-related sleep
15 disorders.

Eating disorders include anorexia nervosa, bulimia nervosa, and obesity.

Digestive disorders include, but are not limited to, irritable bowel syndrome and Crohn's disease.

Modulators of the CRF receptors may also be useful in the treatment of a
20 variety of neurological disorders including supranuclear palsy, AIDS related dementias, multiinfarct dementia, neurodegenerative disorders such as Alzheimer's disease, Parkinson's disease, and Huntington's disease, head trauma, spinal cord trauma, ischemic neuronal damage, amyotrophic lateral sclerosis, disorders of pain perception such as fibromyalgia and epilepsy.

25 Additionally compounds of Formula I are useful as modulators of the CRF receptor in the treatment of a number of gastrointestinal, cardiovascular, hormonal, autoimmune and inflammatory conditions. Such conditions include ulcers, spastic colon, diarrhea, post operative ileus and colonic hypersensitivity associated with psychopathological disturbances or stress, hypertension, tachycardia, congestive heart
30 failure, infertility, euthyroid sick syndrome, inflammatory conditions effected by rheumatoid arthritis and osteoarthritis, pain, asthma, psoriasis and allergies.

Compounds of Formula I are also useful as modulators of the CRF1 receptor in the treatment of animal disorders associated with aberrant CRF levels. These conditions include porcine stress syndrome, bovine shipping fever, equine

paroxysmal fibrillation, and dysfunctions induced by confinement in chickens, sheering stress in sheep or human-animal interaction related stress in dogs, psychosocial dwarfism and hypoglycemia.

5 Typical subjects to which compounds of Formula I may be administered will be mammals, particularly primates, especially humans. For veterinary applications, a wide variety of subjects will be suitable, e.g. livestock such as cattle, sheep, goats, cows, swine and the like; poultry such as chickens, ducks, geese, turkeys, and the like; and domesticated animals particularly pets such as dogs and cats. For diagnostic or research applications, a wide variety of mammals will be suitable subjects including
10 rodents (e.g. mice, rats, hamsters), rabbits, primates, and swine such as inbred pigs and the like. Additionally, for *in vitro* applications, such as *in vitro* diagnostic and research applications, body fluids and cell samples of the above subjects will be suitable for use such as mammalian, particularly primate such as human, blood, urine or tissue samples, or blood urine or tissue samples of the animals mentioned for
15 veterinary applications.

PHARMACEUTICAL PREPARATIONS

The compounds of general Formula I may be administered orally, topically, parenterally, by inhalation or spray or rectally in dosage unit formulations containing
20 conventional non-toxic pharmaceutically acceptable carriers, adjuvants and vehicles. The term parenteral as used herein includes subcutaneous injections, intravenous, intramuscular, intrathecal injection or infusion techniques. In addition, there is provided a pharmaceutical formulation comprising a compound of general Formula I and a pharmaceutically acceptable carrier. One or more compounds of general
25 Formula I may be present in association with one or more non-toxic pharmaceutically acceptable carriers and/or diluents and/or adjuvants and if desired, other active ingredients. The pharmaceutical compositions containing compounds of general Formula I may be in a form suitable for oral use, for example, as tablets, troches, lozenges, aqueous or oily suspensions, dispersible powders or granules, emulsion,
30 hard or soft capsules, or syrups or elixirs.

Compositions intended for oral use may be prepared according to any method known to the art for the manufacture of pharmaceutical compositions and such compositions may contain one or more agents selected from the group consisting of sweetening agents, flavoring agents, coloring agents and preserving agents in order to

provide pharmaceutically elegant and palatable preparations. Tablets contain the active ingredient in admixture with non-toxic pharmaceutically acceptable excipients that are suitable for the manufacture of tablets. These excipients may be for example, inert diluents, such as calcium carbonate, sodium carbonate, lactose, calcium
5 phosphate or sodium phosphate; granulating and disintegrating agents, for example, corn starch, or alginic acid; binding agents, for example starch, gelatin or acacia, and lubricating agents, for example magnesium stearate, stearic acid or talc. The tablets may be uncoated or they may be coated by known techniques to delay disintegration and absorption in the gastrointestinal tract and thereby provide a sustained action over
10 a longer period. For example, a time delay material such as glyceryl monostearate or glyceryl distearate may be employed.

Formulations for oral use may also be presented as hard gelatin capsules wherein the active ingredient is mixed with an inert solid diluent, for example, calcium carbonate, calcium phosphate or kaolin, or as soft gelatin capsules wherein
15 the active ingredient is mixed with water or an oil medium, for example peanut oil, liquid paraffin or olive oil.

Aqueous suspensions contain the active materials in admixture with excipients suitable for the manufacture of aqueous suspensions. Such excipients are suspending agents, for example sodium carboxymethylcellulose, methylcellulose,
20 hydropropylmethylcellulose, sodium alginate, polyvinylpyrrolidone, gum tragacanth and gum acacia; dispersing or wetting agents may be a naturally-occurring phosphatide, for example, lecithin, or condensation products of an alkylene oxide with fatty acids, for example polyoxyethylene stearate, or condensation products of ethylene oxide with long chain aliphatic alcohols, for example
25 heptadecaethyleneoxycetanol, or condensation products of ethylene oxide with partial esters derived from fatty acids and a hexitol such as polyoxyethylene sorbitol substitute, or condensation products of ethylene oxide with partial esters derived from fatty acids and hexitol anhydrides, for example polyethylene sorbitan substitute. The aqueous suspensions may also contain one or more preservatives, for example ethyl,
30 or n-propyl p-hydroxybenzoate, one or more coloring agents, one or more flavoring agents, and one or more sweetening agents, such as sucrose or saccharin.

Oily suspensions may be formulated by suspending the active ingredients in a vegetable oil, for example peanut oil, olive oil, sesame oil or coconut oil, or in a mineral oil such as liquid paraffin. The oily suspensions may contain a thickening

agent, for example beeswax, hard paraffin or cetyl alcohol. Sweetening agents such as those set forth above, and flavoring agents may be added to provide palatable oral preparations. These compositions may be preserved by the addition of an anti-oxidant such as ascorbic acid.

5 Dispersible powders and granules suitable for preparation of an aqueous suspension by the addition of water provide the active ingredient in admixture with a dispersing or wetting agent, suspending agent and one or more preservatives. Suitable dispersing or wetting agents and suspending agents are exemplified by those already mentioned above. Additional excipients, for example sweetening, flavoring and
10 coloring agents, may also be present.

 Pharmaceutical compositions of the invention may also be in the form of oil-in-water emulsions. The oily phase may be a vegetable oil, for example olive oil or peanut oil, or a mineral oil, for example liquid paraffin or mixtures of these. Suitable emulsifying agents may be naturally-occurring gums, for example gum acacia or gum
15 tragacanth, naturally-occurring phosphatides, for example soy bean, lecithin, and esters or partial esters derived from fatty acids and hexitol, anhydrides, for example sorbitan monoleate, and condensation products of the said partial esters with ethylene oxide, for example polyoxyethylene sorbitan monoleate. The emulsions may also contain sweetening and flavoring agents.

20 Syrups and elixirs may be formulated with sweetening agents, for example glycerol, propylene glycol, sorbitol or sucrose. Such formulations may also contain a demulcent, a preservative and flavoring and coloring agents. The pharmaceutical compositions may be in the form of a sterile injectable aqueous or oleaginous suspension. This suspension may be formulated according to the known art using
25 those suitable dispersing or wetting agents and suspending agents that have been mentioned above. The sterile injectable preparation may also be sterile injectable solution or suspension in a non-toxic parentally acceptable diluent or solvent, for example as a solution in 1,3-butanediol. Among the acceptable vehicles and solvents that may be employed are water, Ringer's solution and isotonic sodium chloride
30 solution. In addition, sterile, fixed oils are conventionally employed as a solvent or suspending medium. For this purpose any bland fixed oil may be employed including synthetic mono- or diglycerides. In addition, fatty acids such as oleic acid find use in the preparation of injectables.

The compounds of general Formula I may also be administered in the form of suppositories for rectal administration of the drug. These compositions can be prepared by mixing the drug with a suitable non-irritating excipient that is solid at ordinary temperatures but liquid at the rectal temperature and will therefore melt in the rectum to release the drug. Such materials are cocoa butter and polyethylene glycols.

Compounds of general Formula I may be administered parenterally in a sterile medium. The drug, depending on the vehicle and concentration used, can either be suspended or dissolved in the vehicle. Advantageously, adjuvants such as local anesthetics, preservatives and buffering agents can be dissolved in the vehicle.

Dosage levels of the order of from about 0.1 mg to about 140 mg per kilogram of body weight per day are useful in the treatment of the above-indicated conditions (about 0.5 mg to about 7 g per patient per day). The amount of active ingredient that may be combined with the carrier materials to produce a single dosage form will vary depending upon the host treated and the particular mode of administration. Dosage unit forms will generally contain between from about 1 mg to about 500 mg of an active ingredient.

Frequency of dosage may also vary depending on the compound used and the particular disease treated. However, for treatment of most CNS disorders, a dosage regimen of 4 times daily or less is preferred. For the treatment of stress and depression a dosage regimen of 1 or 2 times daily is particularly preferred.

It will be understood, however, that the specific dose level for any particular patient will depend upon a variety of factors including the activity of the specific compound employed, the age, body weight, general health, sex, diet, time of administration, route of administration, and rate of excretion, drug combination and the severity of the particular disease undergoing therapy.

Preferred compounds of Formula I will have certain pharmacological properties. Such properties include, but are not limited to oral bioavailability, low toxicity, low serum protein binding and desirable *in vitro* and *in vivo* half-lives. Penetration of the blood brain barrier for compounds used to treat CNS disorders is necessary, while low brain levels of compounds used to treat peripheral disorders are often preferred.

Assays may be used to predict these desirable pharmacological properties. Assays used to predict bioavailability include transport across human intestinal cell

monolayers, including Caco-2 cell monolayers. Toxicity to cultured hepatocytes may be used to predict compound toxicity. Penetration of the blood brain barrier of a compound in humans may be predicted from the brain levels of the compound in laboratory animals given the compound intravenously.

5 Serum protein binding may be predicted from albumin binding assays. Such assays are described in a review by Oravcová, et al. (Journal of Chromatography B (1996) volume 677, pages 1-27).

Compound half-life is inversely proportional to the frequency of dosage of a compound. *In vitro* half-lives of compounds may be predicted from assays of
10 microsomal half-life as described by Kuhnz and Gieschen (Drug Metabolism and Disposition, (1998) volume 26, pages 1120-1127).

As discussed above, preferred arylpyridines of Formula I exhibit activity in standard *in vitro* CRF receptor binding assays, specifically the assay as specified in Example 9, which follows. References herein to "standard *in vitro* receptor binding
15 assay" are intended to refer to that protocol as defined in Example 9 which follows. Generally preferred compounds preferred arylpyridines of Formula I have an IC_{50} of about 1 micromolar or less, still more preferably and IC_{50} of about 100 nanomolar or less even more preferably an IC_{50} of about 10 nanomolar or less or even 1 nanomolar or less in such a defined standard *in vitro* CRF receptor binding assay as exemplified
20 by Example 9 which follows.

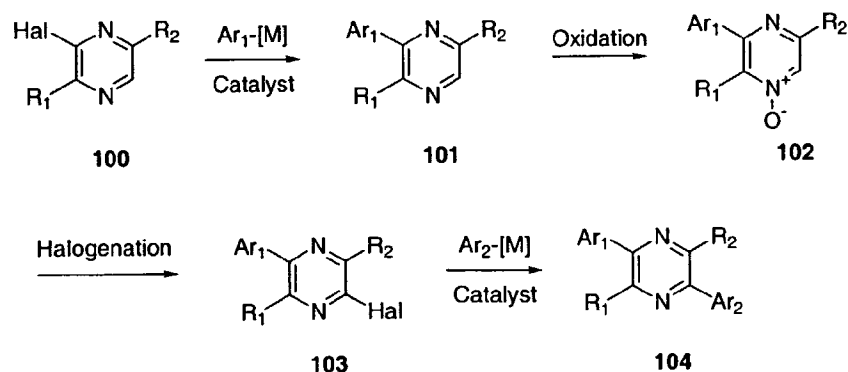
EXAMPLES

PREPARATION OF DIARYLPYRAZINE, DIARYLPYRIDINE, AND DIARYLPYRIMIDINE COMPOUNDS

25 The compounds of the present invention can be prepared in a number of ways well known to one skilled in the art of organic synthesis. The compounds of the present invention can be synthesized using the methods described below, together with synthetic methods known in the art of synthetic organic chemistry, or variations thereon as appreciated by those skilled in the art. Preferred methods include but are
30 not limited to those methods described below. All references cited in the description of Schemes I, II, and III are hereby incorporated by references for their teaching regarding the synthesis of diaryl pyrazines, pyridines, and pyrimidines and intermediates useful in the preparation of such compounds. Preferred methods for the preparation of compounds of the present invention include, but are not limited to,

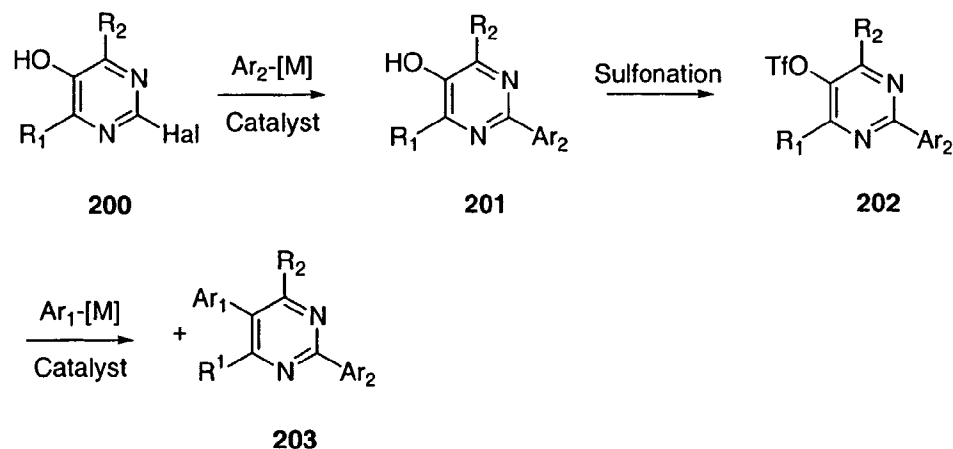
those described in Schemes I, II, and III. Unless otherwise indicated, Silica gel is used for purification of reaction products by column chromatography. Those who are skilled in the art will recognize that the starting materials may be varied and additional steps employed to produce compounds encompassed by the present invention.

Scheme I



According to the method given in Scheme I, wherein R_1 and R_2 are as defined for Formula I and Hal represents a halogen atom, suitably chloride or bromide. Compounds of formula **100** can be obtained from commercial sources or can be prepared according to a known literature procedure (Ref: A. Ohta, et al. *Chem. Pharm. Bull.* **1979**, 27(9), 2027). Conversion of halopyrazines **100** or **103** to a monoarylpiazine **101** or diarylpiazine **104**, respectively, may be accomplished by a variety of transition metal-catalyzed coupling reactions with a metalloaryl reagent (Ar-[M]) via methods known in the art and described in the literature. More commonly employed reagent/catalyst pairs include aryl boronic acid/palladium(0) (Suzuki reaction; N. Miyaura and A. Suzuki, *Chem. Rev.* **1995**, 95, 2457), aryl trialkylstannane/palladium(0) (Stille reaction; T. N. Mitchell, *Synthesis* **1992**, 803), or arylzinc/palladium(0) and aryl Grignard/nickel(II). Palladium(0) represents a catalytic system made of a various combination of metal/ligand pairs which include, but are not limited to, tetrakis(triphenylphosphine)palladium(0), palladium(II) acetate/tri(*o*-tolyl)phosphine, tris(dibenzylideneacetone)dipalladium(0)/tri-*tert*-butylphosphine and dichloro[1,1'-bis(diphenylphosphine)ferrocene]palladium(0). Nickel(II) represents a nickel-containing catalyst such as [1,2-bis(diphenylphosphino)ethane] dichloronickel(II) and [1,3-bis(diphenylphosphino)propane]dichloronickel(II).

Scheme II



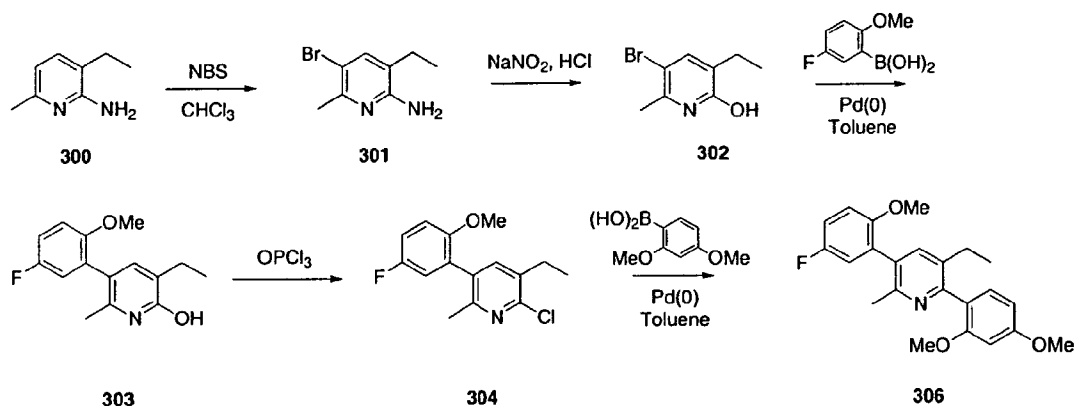
- 5 In Scheme II, the variable R₁, R₂, Ar₁, and Ar₂ carry the values set forth for compounds of Formula I. Hal represents a halogen atom, suitably chloride or bromide. Compounds of Formula **200** can be prepared from commercially available starting materials according to a known literature procedure (R. Dohmori, et al. *Chem. Pharm. Bull.* **1970**, *18*(9), 1908-1914). Conversion of halopyrimidines **200** to
- 10 monoarylpyrimidines **201** may be accomplished by a transition metal-catalyzed coupling reaction with a metalloaryl reagent (Ar-[M]). More commonly employed reagent/catalyst pairs include aryl boronic acid/palladium(0) (Suzuki reaction; N. Miyaura and A. Suzuki, *Chem. Rev.* **1995**, *95*, 2457), aryl
- 15 trialkylstannane/palladium(0) (Stille reaction; T. N. Mitchell, *Synthesis* **1992**, 803), or arylzinc/palladium(0) and aryl Grignard/nickel(II). Palladium(0) represents a catalytic system made of a various combination of metal/ligand pair which includes, but not limited to, tetrakis(triphenylphosphine)palladium(0), palladium(II) acetate/tri(*o*-tolyl)phosphine, tris(dibenzylideneacetone)dipalladium(0)/tri-*tert*-butylphosphine and dichloro[1,1'-bis(diphenylphosphine)ferrocene]palladium(0).
- 20 Nickel(II) represents a nickel-containing catalyst such as [1,2-bis(diphenylphosphino)ethane] dichloronickel(II) and [1,3-bis(diphenylphosphino)propane]dichloronickel(II). Hydroxypyrimidines **201** may be converted into trifluoromethanesulfonates (triflates) **202** with a sulfonating reagent such as but not limited to triflic anhydride or trifluoromethanesulfonyl chloride in the
- 25 presence of bases such as but not limited to triethylamine or pyridine in inert solvents such as dichloromethane, at reaction temperatures between -78 °C and the boiling

point of the solvent. Conversion of pyrimidines **202** into diarylpyrimidines **203** may be accomplished by a variety of transition metal-catalyzed coupling reaction with a metalloaryl reagent (Ar-[M]) as described above for the transformation of halopyrimidines 200 to 201.

5

Scheme III

Scheme for the synthesis of diarylpyridines:



10

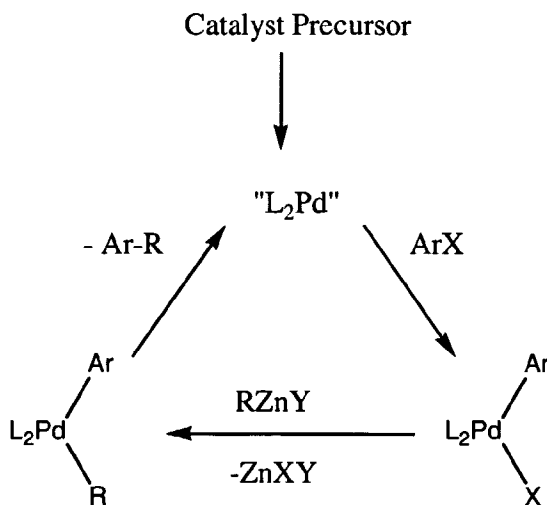
The pyridine **300** (starting material) is commercially available (Avocado Research Chemicals, Limited). Halogenation of **300** to bromopyridine **301** may be accomplished by a variety of methods known in the art, including treatment with N-chlorosuccinimide, bromine, N-bromosuccinimide, pyridinium tribromide, triphenylphosphine dibromide, iodine, and N-iodosuccinimide in solvents such as but not limited to dichloromethane, acetic acid, or methyl sulfoxide. Diazotization to pyridone **302** may be accomplished by a variety of reactions, including conversion to the diazonium salt by the action of sodium nitrite under acidic conditions, followed by decomposition of the diazonium salt to the hydroxypyridine, which tautomerizes to the corresponding pyridone **302**. Transition metal-catalyzed (hetero)aryl-aryl coupling of **X+2** can provide **X+3** by reaction with a metalloaryl reagent (Ar-[M]), as previously stated for **Scheme 1**. More commonly employed reagent/catalyst pairs include aryl boronic acid/palladium(0) (Suzuki reaction; N. Miyaura and A. Suzuki, Chemical Reviews 1995, 95, 2457), aryl trialkylstannane/palladium(0) (Stille reaction; T. N. Mitchell, Synthesis 1992, 803), arylzinc/palladium(0) and aryl Grignard/nickel(II). Palladium(0) represents a catalytic system made of a various combination of metal/ligand pair which includes, but not limited to, tetrakis(triphenylphosphine)palladium(0), palladium(II) acetate/tri(*o*-tolyl)phosphine,

tris(dibenzylideneacetone)dipalladium(0)/tri-*tert*-butylphosphine and dichloro[1,1'-bis(diphenylphosphine)ferrocene]palladium(0). Nickel(II) represents a nickel-containing catalyst such as [1,2-bis(diphenylphosphino)ethane]dichloronickel(II) and [1,3-bis(diphenylphosphino)propane]dichloronickel(II). Conversion of pyridone **303** to 2-chloropyridine **304** can be carried out by a variety of methods, including heating in the presence of OPCl_3 , PCl_3 , PCl_5 , or SOCl_2 . Coupling of chloropyridine **304** to the final product can again be carried out as previously stated for the transformation of **302** to **303**.

The preparation of the compounds of the present invention is illustrated further by the following examples, which are not to be construed as limiting the invention in scope or spirit to the specific procedures and compounds described in them.

While not being bound by theory, a typical catalyst facilitates formation of the Ar-R product by the catalytic cycle depicted in Scheme IV below wherein an aryl halide added across a reduced metal center, L_nM , by oxidative addition to form a metal(aryl)(halide) complex, $\text{L}_n\text{M}(\text{aryl})(\text{halide})$. Transalkylation of the metal halide bond by the another organometallic aryl compound, Ar-[M']], results in the formation of a metal (aryl)(alkyl) complex and a metal salt byproduct (M'X). Reductive elimination of the product Ar-R through formation of the Ar-R bond regenerates the reduced metal center, L_nM , to reinitiate the catalytic cycle.

Scheme IV:



25

In general, ancillary ligands, L_n , are not particularly limited. In practice, typical ancillary ligands are frequently phosphines, particularly chelating bis(phosphines), and amines, particularly bipyridines. Particularly preferred ancillary
5 ligands are chelating bis(phosphines). Preferred catalysts include palladium phosphine complexes which are either preformed or formed *in situ* from a palladium source and a phosphine. Preferred preformed catalysts include palladium (II) complexes L_2PdCl_2 and L_2PdBr_2 and palladium (0) complexes $L_2Pd(olefin)$ where L_2 is typically a chelating bis(phosphine) and olefin is an olefin which can coordinate to palladium
10 such as ethylene, terminal and internal alkenes, styrene, stilbene, di(alkyl)malonate, norbornene, norbornadiene and the like. Preferred *in situ* catalysts " L_2Pd " are generated from a chelating bisphosphine (L_2) and a palladium(0) source such as $Pd_2(dibenzylideneacetone)_3$ and solvates thereof, palladium(0) phosphine complexes such as tetrakis(triphenylphosphine)palladium(0),
15 bis(tricyclohexylphosphine)palladium(0) and other homoleptic palladium(0) phosphine complexes, and $Pd(olefin)_n$ complexes selected from $Pd(ethylene)_3$, $Pd(norbornadiene)_2$, $Pd(1,5-cyclooctadiene)_2$ and other stable isolable palladium olefin complexes. Other preferred *in situ* catalysts " L_2Pd " are generated from a chelating diphosphine (L_2), a palladium(II) source such as palladium acetate and a
20 reductant such as excess organometallic aryl compound ($Ar-[M]$).

In other preferred embodiments, the palladium catalyst is a L_2Pd complex which may comprise additional ligands bound to palladium, and L is phosphite or phosphite or L_2 taken in combination is chelating ligand selected from bis(phosphine),
25 bis(phosphite), phosphine-phosphite or 2,2'-bipyridine derivative. More preferred palladium catalysts include those wherein L_2 is optionally substituted 1,1'-bis(diarylphosphino)-ferrocene, optionally substituted 2,2'-bis(diarylphosphino)-binaphthyl, optionally substituted 2,2'-bis(diarylphosphino)-biphenyl, optionally substituted α,ω -bis(diarylphosphino)- C_{1-6} alkylene, optionally substituted 1,2-
30 bis(di C_{1-8} alkylphosphino)benzene, or 2,2'-bis(diarylphosphino)-diarylether.

In particularly preferred palladium catalysts suitable for use in the present invention include those wherein the ancillary ligand, L_2 , is 1,1'-bis(diarylphosphino)-

ferrocene, 2,2'-bis(diarylphosphino)-binaphthyl, or 2,2'-bis(diarylphosphino)-diphenylether; and aryl is phenyl, 2-tolyl, 3-tolyl, or 4-tolyl.

Particularly preferred palladium catalysts include L_2PdBr_2 , L_2PdCl_2 , and
5 mixtures of $Pd(olefin)_n$ and L_2 , a chelating bis(phosphine), wherein
olefin is selected from dibenzylidene acetone, norbornadiene, 1,5-
cyclooctadiene, and ethylene such that 3 or 4 C=C bonds are coordinated to Pd; and
 L_2 is selected from 1,1'-bis(diarylphosphino)-ferrocene, 2,2'-
bis(diarylphosphino)-binaphthyl, or 2,2'-bis(diarylphosphino)-diphenylether.

10

Preferred *in situ* catalysts prepared from a mixture of $Pd(olefin)_n$ and a
chelating bis(phosphine) are generated by mixing the $Pd(olefin)_n$ and chelating
bis(phosphine) at a molar ratio between about 1:1 and about 1:3 or more preferably
between about 1:1 and about 1:1.5.

15

In preferred methods of the invention, the initial concentration of palladium is
less than the initial concentration of the aryl halide component, e.g., the palladium
complex is present in a catalytic or substoichiometric quantity. Typically, the
palladium catalyst is less than about 25 mole %, 20 mole %, 15 mole %, 10 mole %, 5
20 mole %, 4 mole %, 2.5 mole %, 2 mole % or 1 mole % relative to the aryl halide (Ar-
X) component. Particularly preferred palladium catalyst loadings are less than about
5 mole %, 2 mole % and 1 mole % relative to aryl halide.

Commercial reagents are used without further purification. Room or ambient
25 temperature refers to 20 to 25 °C. Concentration *in vacuo* implies the use of a rotary
evaporator. TLC refers to thin layer chromatography. Proton nuclear magnetic
resonance (1H NMR) spectral data are obtained at 300 or 400 MHz. Chemical shifts
are referred to TMS = 0 ppm. Mass spectral data are obtained either by CI or APCI
methods.

30

EXAMPLE 1. PREPARATION OF 2-(2,4-DIMETHOXY-PHENYL)-5-(2-METHOXY-4-
TRIFLUOROMETHOXY-PHENYL)-3,6-DIMETHYL-PYRAZINE

Step 1. Preparation of 3-(2,4-dimethoxy-phenyl)-2,5-dimethyl-pyrazine

A mixture of 3-chloro-2,5-dimethyl-pyrazine (283 mg, 2.0 mmol), 2,4-dimethoxyphenylboronic acid (455 mg, 2.5 mmol), tetrakis(triphenylphosphine)palladium (0) (115 mg, 5 mol%) in DME (12 mL) and sodium carbonate (1M in water, 4 mL) is heated at 75 °C (oil bath temperature) in a pressure tube for 14 hours. The reaction is cooled to room temperature, diluted with ethyl acetate, and washed with NaOH (2M) and then brine (2 x 50 mL). The solvents are dried (sodium sulfate) and removed under reduced pressure. Flash chromatography of the crude product (25% ethyl acetate in hexanes) yields 3-(2,4-dimethoxy-phenyl)-2,5-dimethyl-pyrazine as an oil MS: 245.

10

Step 2. Preparation of 3-(2,4-Dimethoxy-phenyl)-2,5-dimethyl-pyrazine 1-oxide

The product from step 1 (458 mg, 1.88 mmol) is dissolved in dichloromethane (30 mL) at room temperature, and 3-chloroperoxybenzoic acid (70%, 700 mg, 2.82 mmol) is added as a solid. The resulting solution is stirred at room temperature for 6 hours. The reaction is diluted with sodium carbonate solution (40 mL), the organic phase washed with brine, dried (sodium sulfate) and the solvents removed under reduced pressure to yield 3-(2,4-dimethoxy-phenyl)-2,5-dimethyl-pyrazine 1-oxide MS: 260.

20 Step 3. Preparation of 2-Chloro-5-(2,4-dimethoxy-phenyl)-3,6-dimethyl-pyrazine

The product from step 2 (444 mg) is dissolved in POCl₃ (1 mL) and DMF (N,N-dimethylformamide, 15 mL), and the resulting solution is stirred at 60 °C for 5 hours. The reaction mixture is cooled, and the volatiles removed under reduced pressure. Flash chromatography (30% ethyl acetate in hexanes) affords 2-chloro-5-(2,4-dimethoxy-phenyl)-3,6-dimethyl-pyrazine as a clear oil. MS: 279.

25 Step 4. Preparation of 2-(2,4-Dimethoxy-phenyl)-5-(2-methoxy-4-trifluoromethoxy-phenyl)-3,6-dimethyl-pyrazine

The product from step 3 (20 mg, 0.07 mmol), 2-methoxy-4-trifluoromethoxyphenylboronic acid (48 mg), tetrakis(triphenylphosphine)palladium(0) (12 mg), DME (0.8 mL) and sodium carbonate (1M, 0.2 mL) are combined in a pressure tube and heated at 80 °C (oil bath temperature) for 16 hours. After cooling to room temperature, the upper layer is loaded onto a preparative thin layer chromatography plate and the desired product

obtained after elution with 20% ethyl acetate in hexanes. MS: 435. NMR (400 MHz, CDCl₃): 2.39(s, 3H), 2.44 (s, 3H), 3.81 (s, 3H), 3.83 (s, 3H), 3.78 (s, 3H), 6.56 (dd, 1H), 6.63 (dd, 1H), 6.84 (b, 1H), 6.97 (m, 1H), 7.30 (d, 1H), 7.39 (d, 1H)

5 EXAMPLE 2. PREPARATION OF 2-(2,4-DIMETHOXY-PHENYL)-5-(2,5-DIMETHYL-PHENYL)-3,6-DIETHYL-PYRAZINE

Step 1. Preparation of 3-(2,4-Dimethoxy-phenyl)-2,5-diethyl-pyrazine

A mixture of 3-chloro-2,5-diethyl-pyrazine (2.83 g, 16.6 mmol) 2,4-dimethoxyphenylboronic acid (3.64 g, 20.0 mmol),
10 tetrakis(triphenylphosphine)palladium (0) (84 mg, 0.7 mmol) in DME (100 mL) and sodium carbonate (1M in water, 30 mL) are heated at 75 °C (oil bath temperature) in a pressure tube for 14 hours. The reaction is cooled to room temperature, diluted with ethyl acetate, and washed with NaOH (2M) and then brine (2 x 50 mL). The solvents are dried (sodium sulfate) and removed under reduced pressure. Flash
15 chromatography of the crude product (20% ethyl acetate in hexanes) yields 3-(2,4-dimethoxy-phenyl)-2,5-diethyl-pyrazine as an oil MS: 273.

Step 2. Preparation of 3-(2,4-Dimethoxy-phenyl)-2,5-diethyl-pyrazine 1-oxide

The product from step 1 (3.24 g, 11.9 mmol) is dissolved in dichloromethane
20 (150 mL) at room temperature, and solid 3-chloroperoxybenzoic acid (4.46 g, 18 g) is added. The resulting solution is stirred overnight at room temperature. The reaction mixture is diluted with sodium carbonate solution (100 mL), the organic phase washed with brine, dried (sodium sulfate), and the solvents removed under reduced pressure to yield 3-(2,4-dimethoxy-phenyl)-2,5-diethyl-pyrazine 1-oxide MS: 288.

25

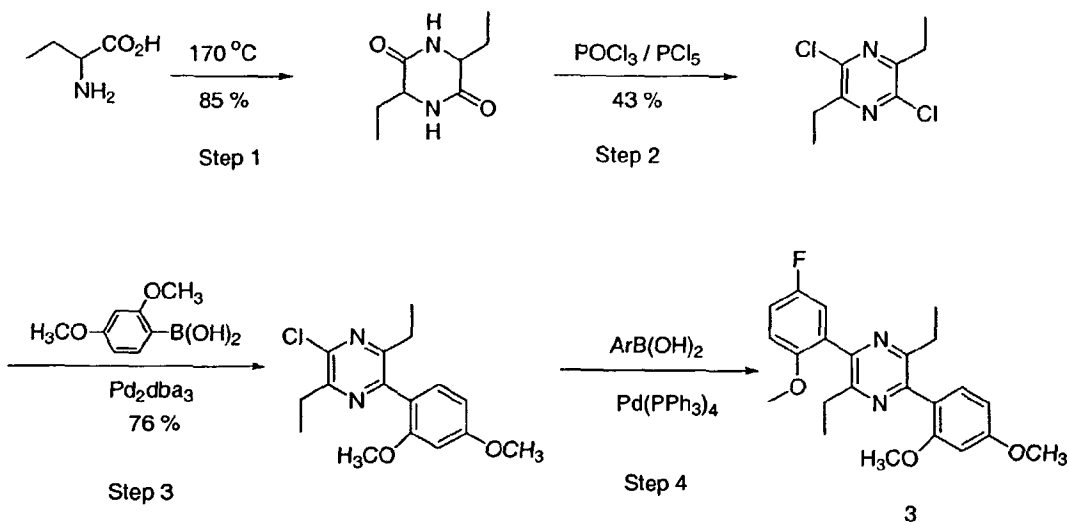
Step 3. Preparation of 2-Chloro-5-(2,4-dimethoxy-phenyl)-3,6-diethyl-pyrazine

The product from step 2 (3.3 g) is dissolved in POCl₃ (25 mL) and the resulting solution stirred at 60 °C for 6 hours. The reaction mixture is cooled, and the volatiles are removed under reduced pressure. Flash chromatography (1-4% ethyl
30 acetate in hexanes) affords 2-chloro-5-(2,4-dimethoxy-phenyl)-3,6-diethyl-pyrazine as a clear oil. MS: 307. H-1 NMR (400 MHz, CDCl₃): 1.16 (t, 3H), 1.31 (t, 3H), 2.60 (q, 2H), 3.00 (q, 2H), 3.75 (s, 3H), 3.76 (s, 3H), 6.53 (d, 1H), 6.59 (dd, 1H), 7.19 (d, 1H).

Step 4. Preparation of 2-(2,4-Dimethoxy-phenyl)-5-(2,5-dimethyl-phenyl)-3,6-diethyl-pyrazine

The product from step 3 (90 mg, 0.3 mmol), 2,5-dimethylphenylboronic acid (105 g, 1 mmol), tetrakis(triphenylphosphine)palladium(0) (50 mg), toluene (4 mL) and potassium carbonate (2M, 2 mL) were combined in a pressure tube and heated at 80 °C (oil bath temperature) for 16 hours. After cooling to room temperature, the upper layer is loaded onto a preparative thin layer chromatography plate and the desired product is obtained after elution with 20% ethyl acetate in hexanes. MS: 377. H-1 NMR (400 MHz, CDCl₃): 1.13 (t, 3H), 1.14 (t, 3H), 2.06 (s, 3H), 2.34 (s, 3H), 2.65 (m, 4H), 3.78 (s, 3H), 3.86 (s, 3H), 6.56 (d, 1H), 6.62 (dd, 1H), 7.1-7.2 (m, 3H), 7.31 (d, 1H).

EXAMPLE 3. PREPARATION OF 2-(2,4-DIMETHOXY-PHENYL)-3,6-DIETHYL-5-(5-FLUORO-2-METHOXY-PHENYL)-PYRAZINE



Step 1. Preparation of 3,6-Diethyl-piperazine-2,5-dione

D,L-2-Aminobutyric acid (20g) is heated to gentle reflux in ethylene glycol (100 ml) for 20 hours, then cooled to room temperature, and poured into H₂O. The resulting precipitate is collected by filtration, washed with H₂O, and dried to give 3,6-Diethyl-piperazine-2,5-dione as a white solid. MS: 171.1 (M+1).

Step 2. Preparation of 2,5-Dichloro-3,6-diethyl-pyrazine

A mixture of 3,6-diethyl-piperazine-2,5-dione (30g), PCl₅ (30g) and POCl₃ (100 ml) is sealed and heated to 145 °C for 2.5 hours. After cooling to room

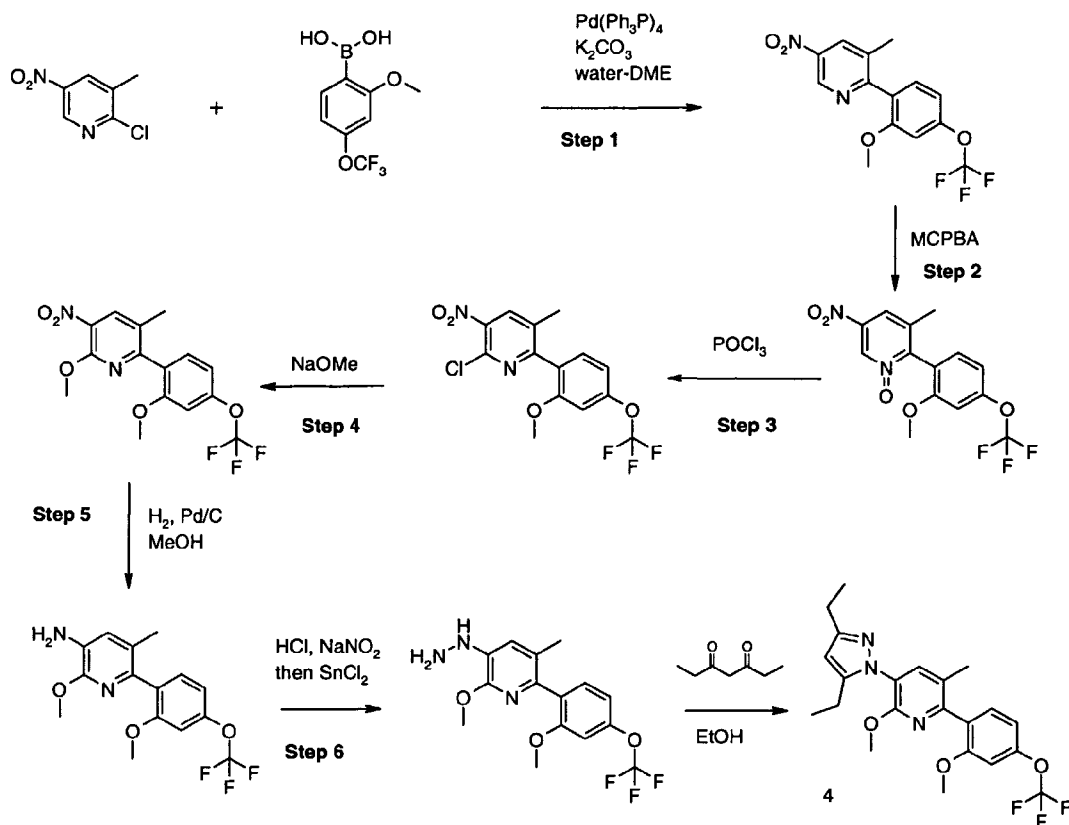
temperature, the mixture is poured into ice, and extracted with Et₂O. The combined extracts are washed with H₂O, saturated NaHCO₃, and brine, dried, filtered and concentrated to give a yellow liquid. This liquid is purified by column chromatography (5% EtOAc in hexane) to give 2,5-dichloro-3,6-diethyl-pyrazine as a colorless liquid. MS: 204.9, 206.9, 208.9 (M+1). ¹H NMR (CDCl₃): δ 1.30 (t, 6H), 2.91 (q, 4H).

Step 3. Preparation of 2-Chloro-5-(2,4-dimethoxy-phenyl)-3,6-diethyl-pyrazine
PPh₃ (160 mg) is added to a solution of Pd₂dba₃ (69 mg) in DME (15 ml) at room temperature, followed by the addition of 2,5-dichloro-3,6-diethyl-pyrazine (615mg, 3 mmol), 2,4-dimethoxyphenylboronic acid (573 mg, 3.1 mmol) and Na₂CO₃ (1M, 6 ml). The resulting mixture is heated to 70 °C for 5 hours, and then cooled to room temperature. The reaction mixture is diluted with 50% EtOAc in hexane, washed with water and brine, dried, filtered and evaporated. The crude is purified by chromatography (eluted with 6% EtOAc in hexane) to give 2-chloro-5-(2,4-dimethoxy-phenyl)-3,6-diethyl-pyrazine as a light yellow oil. MS: 307.3, 309.3 (M+1). ¹H NMR (CDCl₃): δ 1.16 (t, 3H), 1.32 (t, 3H), 2.61 (q, 2H), 2.98 (q, 2H), 3.78 (s, 3H), 3.85 (s, 3H), 6.54 (d, 1H), 6.60 (dd, 1H), 7.20 (d, 1H).

Step 4. Preparation of 2-(2,4-Dimethoxy-phenyl)-3,6-diethyl-5-(5-fluoro-2-methoxy-phenyl)-pyrazine
Pd(PPh₃)₄ (8 mg) is added to a solution of 2-chloro-5-(2,4-dimethoxy-phenyl)-3,6-diethyl-pyrazine (70 mg) in DME (2 ml) at room temperature, followed by 2-methoxy-5-fluorophenylboronic acid (45 mg) and Na₂CO₃ (1M, 0.5 ml). The resulting mixture is heated to 90 °C for 20 hours, then cooled to room temperature. The reaction mixture is diluted with 50% EtOAc in hexane and washed with water and brine, dried, filtered and evaporated. The crude is purified by chromatography (eluted with 15% EtOAc in hexane) to give 2-(2,4-Dimethoxy-phenyl)-3,6-diethyl-5-(5-fluoro-2-methoxy-phenyl)-pyrazine compound 3. MS: 397.3 (M+1).

30

EXAMPLE 4. PREPARATION OF 3-(3,5-DIETHYL-PYRAZOL-1-YL)-2-METHOXY-6-(2-METHOXY-4-TRIFLUOROMETHOXY-PHENYL)-5-METHYL-PYRIDINE



Step 1. Preparation of 2-Chloro-2-(2-methoxy-4-trifluoromethoxy-phenyl)-3-methyl-5-nitro-pyridine

2-methoxy-4-trifluoromethoxybenzene boronic acid (72 g, 0.31 mol), K_2CO_3 (80.16 g, 0.58 mol) and water (100 ml) are added to a solution of 2-chloro-3-methyl-5-nitro-pyridine (50 g, 0.29 mol) in DME (500 ml) at room temperature. $Pd(PPh_3)_4$ (3.35 g, 2.9 mmol) is added and the mixture is stirred at 85°C for 19 hours. 500 ml of water is added and the mixture is extracted with EtOAc. The combined extracts are washed with brine and dried over Na_2SO_4 . After removal of the solvent under reduced pressure, the residue is purified by flash column chromatography (hexane/EtOAc 9:1) to obtain 2-(2-methoxy-4-trifluoromethoxy-phenyl)-3-methyl-5-nitro-pyridine. Rf (hexane/EtOAc = 9:1) = 0.41.

Step 2. 2-(2-methoxy-4-trifluoromethoxy-phenyl)-3-methyl-5-nitro-pyridine 1-oxide

MCPBA (78.26 g, 0.349 mol) is added to a solution of 2-(2-methoxy-4-trifluoromethoxy-phenyl)-3-methyl-5-nitro-pyridine (95.6 g, 0.291 mol) in CH_2Cl_2 (500 ml) at room temperature. The mixture is stirred at room temperature for 3 hours. The solvent is evaporated under reduced pressure. The residue is dissolved in EtOAc

(1.2 L) and hexane (300 ml) and the mixture is washed with saturated aqueous Na_2CO_3 and brine. After drying over Na_2SO_4 , the solvent is removed under reduced pressure to give 2-(2-methoxy-4-trifluoromethoxy-phenyl)-3-methyl-5-nitro-pyridine 1-oxide as yellow solid. R_f (hexane/EtOAc = 1:1) = 0.40.

5

Step 3. 2-chloro-6-(2-methoxy-4-trifluoromethoxy-phenyl)-5-methyl-3-nitro-pyridine POCl_3 (500 ml) is added to 2-(2-methoxy-4-trifluoromethoxy-phenyl)-3-methyl-5-nitro-pyridine 1-oxide (97 g, 0.3 mol) at room temperature and the mixture is stirred at 75°C for 2 hours. The mixture is concentrated under reduced pressure.

10 Aqueous saturated Na_2CO_3 is added to the residue and the mixture is extracted with EtOAc. The combined extracts are washed with brine and dried over Na_2SO_4 . The solvent is removed under reduced pressure. The residue is purified by flash column chromatography (hexane/EtOAc 10:1) to obtain 2-chloro-6-(2-methoxy-4-trifluoromethoxy-phenyl)-5-methyl-3-nitro-pyridine. R_f (hexane/EtOAc = 9:1) = 0.35.

15

Step 4.

A solution of sodium methoxide in MeOH (14 ml, 25%, 60.7 mmol) is added to a solution of 2-chloro-6-(2-methoxy-4-trifluoromethoxy-phenyl)-5-methyl-3-nitro-pyridine (20 g, 55.14 mmol) in MeOH (170 ml) at room temperature. The mixture is
20 refluxed for 8 hours. Additional sodium methoxide in MeOH (14 ml, 25%, 60.7 mmol) is added and refluxed for 15 hours. After cooling to room temperature, the mixture is concentrated under reduced pressure. Water (300 ml) is added to the concentrated mixture and the mixture is extracted with EtOAc. The combined extracts are washed with brine and dried over Na_2SO_4 . The solvent is removed under reduced
25 pressure and the residue is purified by flash column chromatography (hexane/EtOAc 20:1) to give 2-methoxy-6-(2-methoxy-4-trifluoromethoxy-phenyl)-5-methyl-3-nitro-pyridine as white solid. R_f (hexane/EtOAc = 9:1) = 0.32.

Step 5. Preparation of 2-methoxy-6-(2-methoxy-4-trifluoromethoxy-phenyl)-5-methyl-pyridin-3-ylamine
30

Pd/C (10 %, 1.6 g) is added to a solution of 2-methoxy-6-(2-methoxy-4-trifluoromethoxy-phenyl)-5-methyl-3-nitro-pyridine (16.35 g, 45.635 mmol) in MeOH (450 ml) at room temperature. The suspension is stirred under hydrogen at room temperature for 5 hours. The catalyst is removed by filtration and the filtrate is

concentrated under reduced pressure to give 2-methoxy-6-(2-methoxy-4-trifluoromethoxy-phenyl)-5-methyl-pyridin-3-ylamine as a gum. Rf (hexane/EtOAc = 9:1) = 0.18.

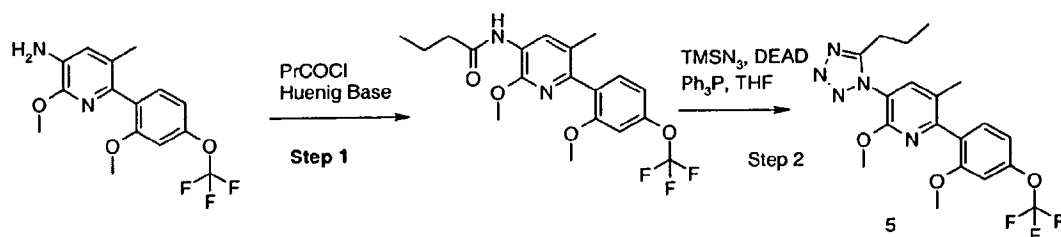
5 Step 6.

A solution of NaNO₂ (0.555 g, 8.04 mmol) in water (3 ml) is added to a stirred solution of 2-methoxy-6-(2-methoxy-4-trifluoromethoxy-phenyl)-5-methyl-pyridin-3-ylamine (2 g, 6.1 mmol) in concentrated HCl (3 ml), water (3 ml) and acetic acid (8 ml) below 0 °C over 20 minutes. The mixture is added to a stirred solution of SnCl₂ · 2H₂O (3.53 g, 15.7 mmol) in 4N HCl (9 ml) at 0 °C over 15 minutes. The mixture is stirred at 0 °C for 20 minutes and at room temperature for 30 minutes. The mixture is basified by NaOH solution at 0 °C and extracted with EtOAc. The combined extracts are dried over Na₂SO₄ and concentrated under reduced pressure to give [2-methoxy-6-(2-methoxy-4-trifluoromethoxy-phenyl)-5-methyl-pyridin-3-yl]-hydrazine. Rf (hexane/EtOAc = 1:1) = 0.24.

Step 7. Preparation of 3-(3,5-Diethyl-pyrazol-1-yl)-2-methoxy-6-(2-methoxy-4-trifluoromethoxy-phenyl)-5-methyl-pyridine

3,5-heptane dione (0.32 ml, 2.33 mmol) is added to a solution of [2-methoxy-6-(2-methoxy-4-trifluoromethoxy-phenyl)-5-methyl-pyridin-3-yl]-hydrazine (0.8 g, 2.33 mmol) in EtOH (15 ml) at room temperature. The mixture is refluxed for 15 hours. The solvent is removed under reduced pressure and the residue is purified by flash column chromatography to obtain 3-(3,5-Diethyl-pyrazol-1-yl)-2-methoxy-6-(2-methoxy-4-trifluoromethoxy-phenyl)-5-methyl-pyridine (Compound 4). Rf(hexane/EtOAc = 9:1) = 0.18, MS m/z 436.4 (M+H).

EXAMPLE 5. PREPARATION OF 2-METHOXY-6-(2-METHOXY-4-TRIFLUOROMETHOXY-PHENYL)-5-METHYL-3-(5-PROPYL-TETRAZOL-1-YL)-PYRIDINE



Step 1. Preparation of N-[2-methoxy-6-(2-methoxy-4-trifluoromethoxy-phenyl)-5-methyl-pyridin-3-yl]-butyramide

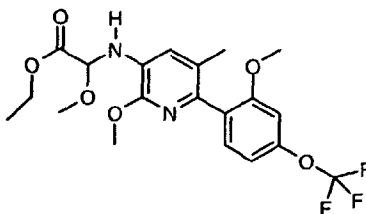
Butyryl chloride (0.174 ml, 1.675 mmol) is added to a solution of 2-methoxy-6-(2-methoxy-4-trifluoromethoxy-phenyl)-5-methyl-pyridin-3-ylamine (0.5 g, 1.523 mmol) and diisopropylethylamine (0.32 ml, 1.83 mmol) in CH₂Cl₂ (10 ml) at room temperature. The mixture is stirred at room temperature for 30 minutes. EtOAc (50 ml) is added and the mixture is washed with 1 N NaOH and brine. After drying over Na₂SO₄, the solvent is removed under reduced pressure. The residue is purified by flash column chromatography (hexane/EtOAc = 4:1) to give N-[2-methoxy-6-(2-methoxy-4-trifluoromethoxy-phenyl)-5-methyl-pyridin-3-yl]-butyramide. Rf (hexane/EtOAc = 4:1) = 0.46.

Step 2. Preparation of 2-Methoxy-6-(2-methoxy-4-trifluoromethoxy-phenyl)-5-methyl-3-(5-propyl-tetrazol-1-yl)-pyridine

DEAD (0.12 ml, 0.75 mmol), triphenylphosphine (0.2 g, 0.75 mmol) and TMSN₃ (0.1 ml, 0.75 mmol) is added to a solution of N-[2-methoxy-6-(2-methoxy-4-trifluoromethoxy-phenyl)-5-methyl-pyridin-3-yl]-butyramide (0.15 g, 0.377 mmol) in THF (4 ml) is added at room temperature. The mixture is stirred at room temperature for 15 hours and concentrated under reduced pressure. The residue is purified by flash column chromatography (hexane/EtOAc = 4:1) to give compound 5. Rf (hexane/EtOAc = 4:1) = 0.18, MS m/z 424.3 (M+H).

EXAMPLE 6. PREPARATION OF {3-[2-METHOXY-6-(2-METHOXY-4-TRIFLUOROMETHOXY-PHENYL)-5-METHYL-PYRIDIN-3-YL]-3H-IMIDAZOLE-4-YL}-MORPHOLIN-4-YL-METHANONE

Step 1. Preparation of Methoxy-[2-methoxy-6-(2-methoxy-4-trifluoromethoxy-phenyl)-5-methyl-pyridin-3-ylamino]-acetic acid ethyl ester



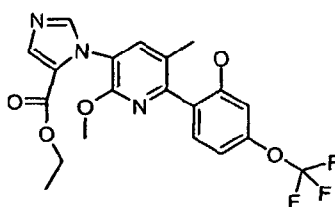
A solution of 2 methoxy-6-(2-methoxy-4-trifluoromethoxy-phenyl)-5-methyl-pyridin-3-yl-amine (5.0 g, 15.2 mmol) and ethyl glyoxylate (9.0 mL, 45 mmol) in MeOH

(150 mL) is heated to reflux overnight. After cooling the mixture is concentrated under reduced pressure to give methoxy-[2-methoxy-6-(2-methoxy-4-trifluoromethoxy-phenyl)-5-methyl-pyridin-3-ylamino]-acetic acid ethyl ester as a oil which is used without further purification.

5 TLC R_f 0.35 (elution with 10% ethyl acetate-hexane)

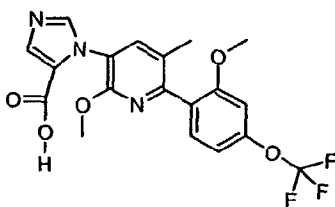
Step 2. Preparation of 3-[6-(2-Hydroxy-4-trifluoromethoxy-phenyl)-2-methoxy-5-methyl-pyridin-3-yl]-3H-imidazole-4-carboxylic acid ethyl ester

10



A solution of methoxy-[2-methoxy-6-(2-methoxy-4-trifluoromethoxy-phenyl)-5-methyl-pyridin-3-ylamino]-acetic acid ethyl ester (6.8g, 15.3 mmol), and potassium carbonate (8.5, 61.2 mmol) in ethanol (150 mL) is treated with p-(tolylsulfonyl)methyl isocyanide (7.5g, 38.25 mmol). The solution is heated to reflux for 2 hours. After cooling to room temperature, the solution is diluted with ethyl acetate (200 mL) and washed successively with 10% HCl (200 mL) and saturated aqueous NaCl (200 mL). The organic layer is separated, dried over Na₂SO₄, filtered and concentrated. Purification by flash column chromatography (2% methanol-methylene chloride) gives [2-methoxy-6-(2-methoxy-4-trifluoromethoxy-phenyl)-5-methyl-pyridin-3-yl]-3H-imidazole-4-carboxylic acid ethyl ester as a yellow oil TLC R_f 0.40 (elution with 5% methanol-methylene chloride).

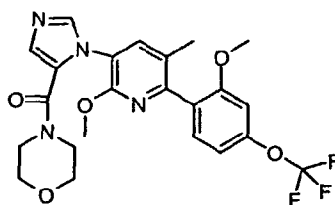
25 Step 3. Preparation of 3-[2-methoxy-6-(2-methoxy-4-trifluoromethoxy-phenyl)-5-methyl-pyridin-3-yl]-3H-imidazole-4-carboxylic acid



A solution of methanol [2-methoxy-6-(2-methoxy-4-trifluoromethoxy-phenyl)-5-methyl-pyridin-3-yl]-3H-imidazole-4-carboxylic acid ethyl ester (1 g, 4.23 mmol) and 1N NaOH (20 ml) in ethanol (30 mL) is heated at 60°C for 2 hours. The reaction mixture is diluted with EtOAc (30 mL) and washed with aqueous 1 N HCl (50 mL) and saturated aqueous NaCl (30 mL). The organic portion is dried over Na₂SO₄, filtered, and concentrated under reduced pressure to give 3-[2-methoxy-6-(2-methoxy-4-trifluoromethoxy-phenyl)-5-methyl-pyridin-3-yl]-3H-imidazole-4-carboxylic acid TLC R_f 0.20 (elution with 10% methanol-methylene chloride).

10

Step 4. Preparation of {3-[2-Methoxy-6-(2-methoxy-4-trifluoromethoxy-phenyl)-5-methyl-pyridin-3-yl]-3H-imidazole-4-yl}-morpholin-4-yl-methanone



A solution of 3-[2-methoxy-6-(2-methoxy-4-trifluoromethoxy-phenyl)-5-methyl-pyridin-3-yl]-3H-imidazole-4-carboxylic acid (0.2g, 0.50 mmol), morpholine (0.04 mL, 0.47 mmol) and N,N diisopropylethyl amine (0.1 mL, 0.5 mmol) in CH₂Cl₂ (5 mL) is treated with benzotriazol-1-yloxytris-(dimethylamino)phosphonium hexafluorophosphate (0.20g, 0.50 mmol) and stirred at room temperature overnight. The resulting mixture is diluted with CH₂Cl₂ (50 mL) and water (50 mL) and saturated aqueous NaCl (50 mL). The organic portion is dried over Na₂SO₄, filtered and concentrated. Purification by preparative TLC (8 % methanol-CH₂Cl₂) gives {3-[2-methoxy-6-(2-methoxy-4-trifluoromethoxy-phenyl)-5-methyl-pyridin-3-yl]-3H-imidazole-4-yl}-morpholin-4-yl-methanone (Compound 6) as a white solid. TLC R_f 0.45 (elution with 8% methanol-methylene chloride).

EXAMPLE 7. PREPARATION OF 4-FLUORO-1-METHOXY-2-[4-METHOXY-2-(6-METHOXY-2,4-DIMETHYLPHENYL)-6-METHYLPYRIMIDIN-5-YL]BENZENE

Step 1. Preparation of 4-Methoxy-2-(6-methoxy-2,4-dimethylphenyl)-6-methylpyrimidin-5-ol.

5 A mixture of 2-chloro-4-methoxy-6-methylpyrimidin-5-ol (348 mg, 2.0 mmol), 2-methoxy-4,6-dimethylphenylboronic acid (540 mg, 3.0 mmol), tetrakis(triphenylphosphine)palladium (0) (115 mg, 5 mol %) in toluene (12 mL) and sodium carbonate (1M in water, 4 mL) is heated at 95 °C (oil bath temperature) in a pressure tube for 14 hours. The reaction is cooled to room temperature, diluted with
10 ethyl acetate, washed with NaOH (2M) and then brine (2 x 50 mL). The solvents are dried (sodium sulfate) and removed under reduced pressure. Flash chromatography of the crude product (50% ethyl acetate in hexanes) yields 4-methoxy-2-(6-methoxy-2,4-dimethylphenyl)-6-methylpyrimidin-5-ol as a white solid.

15 Step 2. Preparation of 4-Methoxy-2-(6-methoxy-2,4-dimethylphenyl)-6-methylpyrimidin-5-ylmethylsulfonate.

 Triflic anhydride (222 mg, 1.5 mmol) is added to a mixture of 4-methoxy-2-(6-methoxy-2,4-dimethylphenyl)-6-methylpyrimidin-5-ol (274 mg, 1.0 mmol) and triethylamine (202 mg, 2.0 mmol) in dichloromethane. After 0.5 hours the mixture is
20 partitioned between brine and dichloromethane and further extracted with dichloromethane. The organic phase is dried (magnesium sulfate) and the solvents removed under reduced pressure to yield 4-methoxy-2-(6-methoxy-2,4-dimethylphenyl)-6-methylpyrimidin-5-ylmethylsulfonate as an oil.

25 Step 3. Preparation of 4-Fluoro-1-methoxy-2-[4-methoxy-2-(6-methoxy-2,4-dimethylphenyl)-6-methylpyrimidin-5-yl]benzene.

 A mixture of 4-methoxy-2-(6-methoxy-2,4-dimethylphenyl)-6-methylpyrimidin-5-ylmethylsulfonate (203 mg, 0.5 mmol), 2-methoxy-4-fluorophenylboronic acid (169 mg, 1.0 mmol), tetrakis(triphenylphosphine)palladium
30 (0) (29 mg, 5 mol%) in toluene (5 mL) and sodium carbonate (1M in water, 2 mL) is heated at 95 °C (oil bath temperature) in a pressure tube for 14 hours. The reaction is cooled to room temperature, diluted with ethyl acetate, washed with NaOH (2M) and then brine (2 x 50 mL). The solvents are dried (sodium sulfate) and removed under reduced pressure. Flash chromatography of the crude product (50% ethyl acetate in

hexanes) yields 4-fluoro-1-methoxy-2-[4-methoxy-2-(6-methoxy-2,4-dimethylphenyl)-6-methylpyrimidin-5-yl]benzene (Compound 7) as an oil. MS: 383. NMR (400 MHz, CDCl₃): 2.14 (s, 3H), 2.28 (s, 3H), 2.35 (s, 3H), 3.76 (s, 3H), 3.77 (s, 3H), 3.88 (s, 3H), 6.66 (s, 1H), 6.70 (s, 1H), 6.91-6.98 (m, 2H), 7.04-7.09 (m, 1H).

5

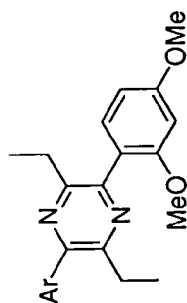
EXAMPLE 8. ADDITIONAL COMPOUNDS OF FORMULA I

Cpd#s 8-38 in the Tables I, II and III may be prepared by the methods shown in

Scheme 1 and further illustrated in Examples 1 and 2.

Table I

Cpd#	Ar	¹ H NMR (CDCl ₃)	MS (CI)	Name
8	Phenyl	1.19 (t, 1H), 1.26 (t, 1H), 2.67 (q, 2H), 2.95 (q, 2H), 3.78 (s, 3H), 3.87 (s, 3H), 6.56 (d, 1H), 6.63 (dd, 1H), 7.30 (d, 1H), 7.4-7.5 (m, 3H), 7.63 (d, 2H)	349	2-(2,4-Dimethoxy-phenyl)-3,6-diethyl-5-phenyl-pyrazine
9	o-Tolyl	1.14 (t, 6H), 2.20(s, 3H), 2.68 (m, 4H), 3.79 (s, 3H), 3.88 (s, 3H), 6.57 (d, 1H), 6.63 (dd, 1H), 7.28 (m, 2H), 7.32 (m, 3H)	363	2-(2,4-Dimethoxy-phenyl)-3,6-diethyl-(2-methylphenyl)-pyrazine
10	2-Trifluoromethylphenyl	1.12 (t, 3H), 1.15 (t, 3H), 2.60 (m, 2H), 2.67 (q, 2H), 3.78 (s, 3H), 3.87 (s, 3H), 6.57 (d, 1H), 6.64 (dd, 1H), 7.32 (d, 1H), 7.43 (d, 1H), 7.55 (t, 1H), 7.63 (t, 1H), 7.81 (d, 1H)	417	2-(2,4-Dimethoxy-phenyl)-3,6-diethyl-5-(2-trifluoromethyl-phenyl)-pyrazine
11	m-Tolyl	1.17 (t, 3H), 1.23 (t, 3H), 2.26 (s, 3H), 2.72 (q, 2H), 3.76 (t, 3H), 3.84 (t, 3H), 6.54 (m, 1H), 6.60 (dd, 1H), 6.68 (d, 1H), 7.05 (m, 1H), 7.28 (d, 1H), 7.34 (t, 1H), 7.40 (m, 1H)	363	2-(2,4-Dimethoxy-phenyl)-3,6-diethyl-5-(3-methylphenyl)-pyrazine
12	3-Trifluoromethylphenyl	1.19 (t, 3H), 1.25 (t, 3H), 2.75 (q, 2H), 2.95 (q, 2H), 3.76 (s, 3H), 3.83 (s, 3H), 6.52 (d, 1H), 6.58 (dd, 2H), 7.26 (d, 1H), 7.60 (t, 1H), 7.68 (d, 1H), 7.80 (d, 1H), 7.90 (s, 1H)	417	2-(2,4-Dimethoxy-phenyl)-3,6-diethyl-5-(3-trifluoromethyl-phenyl)-pyrazine

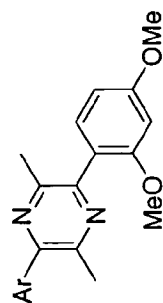


Cpd#	Ar	¹ H NMR (CDCl ₃)	MS (CI)	Name
13	2,3-Dimethylphenyl	1.13 (t, 3H), 1.14 (t, 3H), 2.06 (s, 3H), 2.34 (s, 3H), 2.65 (m, 4H), 3.78 (s, 3H), 3.86 (s, 3H), 6.56 (d, 1H), 6.62 (dd, 1H), 7.1-7.2 (m, 3H), 7.31 (d, 1H)	377	2-(2,4-Dimethoxy-phenyl)-5-(2,3-dimethyl-phenyl)-3,6-diethyl-pyrazine
14	3,5-Dimethylphenyl	1.19 (t, 3H), 1.25 (t, 3H), 2.23 (s, 3H), 2.39 (s, 3H), 2.78 (q, 2H), 2.96 (q, 2H), 3.78 (s, 3H), 3.87 (s, 3H), 6.56 (d, 1H), 6.63 (dd, 1H), 7.07 (s, 1H), 7.22 (s, 2H), 7.30 (d, 1H)	377	2-(2,4-Dimethoxy-phenyl)-5-(3,5-dimethyl-phenyl)-3,6-diethyl-pyrazine
15	2,6-Dimethylphenyl	1.128 (t, 3H), 1.130 (t, 3H), 2.04 (s, 6H), 2.58 (q, 2H), 2.72 (q, 2H), 3.78 (s, 3H), 3.87 (s, 3H), 6.57 (d, 1H), 6.64 (dd, 1H), 7.13 (d, 2H), 7.21 (m, 1H), 7.33 (d, 1H)	377	2-(2,4-Dimethoxy-phenyl)-5-(2,6-dimethyl-phenyl)-3,6-diethyl-pyrazine
16	2,4,6-Trimethylphenyl	1.12 (t, 3H), 1.14 (t, 3H), 2.01 (s, 6H), 2.34 (s, 3H), 2.46 (q, 2H), 2.68 (q, 2H), 3.78 (s, 3H), 3.87 (s, 3H), 6.57 (d, 1H), 6.64 (dd, 1H), 6.96 (s, 2H), 7.33 (d, 1H)	391	2-(2,4-Dimethoxy-phenyl)-3,6-diethyl-5-(2,4,6-trimethyl-phenyl)-pyrazine
17	2,4-Dimethoxyphenyl	1.15 (t, 6H), 2.64 (q, 4H), 3.78 (s, 6H), 3.87 (s, 6H), 6.56 (d, 2H), 6.67 (dd, 2H), 7.30 (d, 2H)	417	2,5-Bis-(2,4-dimethoxy-phenyl)-3,6-diethyl-pyrazine
18	2-Methoxy-5-fluorophenyl	1.16 (t, 3H), 1.17 (t, 3H), 2.64 (m, 4H), 3.77 (s, 3H), 3.78 (s, 3H), 3.86 (s, 3H), 6.56 (d, 1H), 6.15 (dd, 1H), 6.90 (dd, 1H), 7.1 (m, 2H), 7.30 (d, 1H)	397	2-(2,4-Dimethoxy-phenyl)-3,6-diethyl-5-(5-fluoro-2-methoxy-phenyl)-pyrazine
19	2-Methoxy-5-chlorophenyl	1.16 (s, 3H), 1.17 (s, 3H), 2.65 (m, 4H), 3.770 (s, 3H), 3.773 (s, 3H), 3.86 (s, 3H), 6.56 (d, 1H), 6.62 (dd, 1H), 6.9 (d, 1H), 7.29 (d, 1H), 7.32-7.36 (m, 2H)	413	2-(5-Chloro-2-methoxy-phenyl)-5-(2,4-dimethoxy-phenyl)-3,6-diethyl-pyrazine

20	2,5-Dimethoxyphenyl	1.16 (t, 3H), 1.17 (s, 3H), 2.68 (m, 4H), 3.74 (s, 3H), 3.78 (s, 3H), 3.80 (s, 3H), 3.86 (s, 3H), 6.56 (d, 1H), 6.62 (dd, 1H), 6.94 (m, 3H), 7.30 (d, 1H)	409	2-(2,4-Dimethoxy-phenyl)-5-(2,5-dimethoxy-phenyl)-3,6-diethyl-pyrazine
21	2-Methoxy-5-isopropylphenyl	1.16 (t, 3H), 1.17 (t, 3H), 1.23 (d, 2H), 1.25 (d, 2H), 2.70 (q, 2H), 2.90 (m, 3H), 3.76 (s, 3H), 3.77 (s, 3H), 3.85 (s, 3H), 6.56 (d, 1H), 6.62 (dd, 1H), 6.9 (d, 1H), 7.2-7.3 (m, 3H)	421	2-(2,4-Dimethoxy-phenyl)-3,6-diethyl-5-(5-isopropyl-2-methoxy-phenyl)-pyrazine
22	2,5-Dichlorophenyl	1.15 (s, 3H), 1.18 (s, 3H), 2.70 (m, 4H), 3.78 (s, 3H), 3.87 (s, 3H), 6.56 (d, 1H), 6.63 (dd, 1H), 7.30 (d, 1H), 7.36 (m, 1H), 7.42 (m, 1H)	417	2-(2,5-Dichloro-phenyl)-5-(2,4-dimethoxy-phenyl)-3,6-diethyl-pyrazine
23	2,3,5-Trichlorophenyl	1.14 (t, 3H), 1.19 (t, 1H), 2.72 (m, 4H), 3.79 (s, 3H), 3.87 (s, 3H), 6.54 (d, 1H), 6.63 (dd, 1H), 7.30 (d, 1H), 7.34 (d, 1H), 7.56 (d, 1H)	451	2-(2,4-Dimethoxy-phenyl)-3,6-diethyl-5-(2,3,5-trichloro-phenyl)-pyrazine
24	3-Methyl-4-fluorophenyl	1.17 (t, 3H), 1.23 (t, 3H), 2.34 (d, 3H), 2.72 (q, 2H), 2.94 (q, 2H), 3.76 (s, 3H), 3.85 (s, 3H), 6.53 (d, 1H), 6.60 (dd, 1H), 7.08 (t, 1H), 7.27 (d, 1H), 7.38 (m, 1H), 7.43 (dd, 1H)	381	2-(2,4-Dimethoxy-phenyl)-3,6-diethyl-5-(4-fluoro-3-methyl-phenyl)-pyrazine
25	3-Trifluoromethoxyphenyl	1.10 (t, 3H), 1.17 (t, 3H), 2.64 (q, 2H), 2.80 (q, 2H), 3.69 (s, 3H), 3.76 (s, 3H), 6.55 (d, 1H), 6.60 (dd, 1H), 7.00 (t, 1H), 7.2 (m, 2H), 7.42 (m, 2H)	433	2-(2,4-Dimethoxy-phenyl)-3,6-diethyl-5-(3-trifluoromethoxy-phenyl)-pyrazine
26	3,5-bis(trifluoromethyl)phenyl	1.21 (t, 3H), 1.30 (t, 3H), 2.68 (q, 2H), 2.90 (q, 2H), 3.79 (s, 3H), 3.87 (s, 3H), 6.56 (d, 1H), 6.63 (dd, 1H), 7.29 (d, 1H), 7.96 (s, 1H), 8.12 (s, 2H)	485	2-(3,5-Bis-trifluoromethyl-phenyl)-5-(2,4-dimethoxy-phenyl)-3,6-diethyl-pyrazine

27	1-Naphthyl	1.09 (t, 3H), 1.17 (t, 3H), 2.60 (q, 2H), 2.76 (q, 2H), 3.82 (s, 3H), 3.88 (s, 3H), 6.67 (d, 1H), 6.63 (dd, 1H), 7.37 (d, 1H), 7.4-7.4 (m, 5H), 7.94 (t, 2H)	399	2-(2,4-Dimethoxy-phenyl)-3,6-diethyl-5-naphthalen-1-yl-pyrazine
28	2-Naphthyl	1.21 (t, 3H), 1.25 (t, 3H), 2.77 (q, 2H), 2.95 (q, 2H), 3.78 (s, 3H), 3.87 (s, 3H), 6.58 (d, 1H), 6.63 (dd, 1H), 7.31 (d, 1H), 7.52 (m, 2H), 7.74 (dd, 1H), 7.90 (m, 2H), 7.95 (d, 1H), 8.40 (s, 1H)	399	2-(2,4-Dimethoxy-phenyl)-3,6-diethyl-5-naphthalen-2-yl-pyrazine

Table II



Cmp#	Ar	¹ H NMR (CDCl ₃)	MS (CI)	Name
29	2-Methoxy-4-trifluoromethoxy	2.39 (s, 3H), 2.44 (s, 3H), 3.81 (s, 3H), 3.83 (s, 3H), 3.78 (s, 3H), 6.56 (dd, 1H), 6.63 (dd, 1H), 6.84 (b, 1H), 6.97 (m, 1H), 7.30 (d, 1H), 7.39 (d, 1H)	435	2-(2,4-Dimethoxy-phenyl)-3,6-dimethyl-5-(2-methoxy-4-trifluoromethoxy-phenyl)-pyrazine
30	o-Tolyl	2.20(s, 3H), 2.38 (s, 3H), 2.43 (s, 3H), 3.82 (s, 3H), 3.88 (s, 3H), 6.58 (dd, 1H), 6.62 (m, 1H), 7.28 (m, 2H), 7.34 (m, 3H)	335	2-(2,4-Dimethoxy-phenyl)-3,6-dimethyl-5-(2-methylphenyl)-pyrazine

Table III

EX#	Ar	¹ H NMR (CDCl ₃)	MS (CI)	Name
31	4-(1-Fluoro-1-methyl-ethyl)-2,6-dimethoxy-phenyl	1.12 (t, 6H), 1.70 (s, 3H), 1.78 (s, 3H), 2.14(s, 3H), 2.38 (s, 3H), 2.64 (m, 4H), 3.76 (s, 6H), 6.68 (s, 2H), 7.12 (dd, 1H), 7.14 (s, 1H), 7.18 (dd, 1H)	437	2-(2,5-Dimethyl-phenyl)-3,6-diethyl-5-[4-(1-fluoro-1-methyl-ethyl)-2,6-dimethoxy-phenyl]-pyrazine
32	4-(1-Hydroxy-1-methyl-ethyl)-2,6-dimethoxy-phenyl	1.12 (t, 6H), 1.62 (s, 6H), 2.14(s, 3H), 2.36 (s, 3H), 2.62 (m, 4H), 3.75 (s, 6H), 6.79 (s, 2H), 7.12 (dd, 1H), 7.14 (s, 1H), 7.18 (dd, 1H)	435	2-{4-[5-(2,5-Dimethyl-phenyl)-3,6-diethyl-pyrazin-2-yl]-3,5-dimethoxy-phenyl}-propan-2-ol
33	4-Acetyl-2,6-dimethoxy-phenyl	1.10 (dt, 6H), 2.14(s, 3H), 2.38 (s, 3H), 2.56 (q, 2H), 2.66 (s, 3H), 2.67 (q, 2H), 3.81 (s, 6H), 7.12 (dd, 1H), 7.14 (s, 1H), 7.18 (dd, 1H), 7.24 (s, 2H)	419	1-{4-[5-(2,5-Dimethyl-phenyl)-3,6-diethyl-pyrazin-2-yl]-3,5-dimethoxy-phenyl}-ethanone
34	4-(1-Fluoro-ethyl)-2,6-dimethoxy-phenyl	1.12 (dt, 6H), 1.68(dd, 3H), 2.14 (s, 3H), 2.37 (s, 3H), 2.58 (q, 2H), 2.68 (q, 2H), 3.76 (s, 3H), 3.78 (s, 3H), 5.60-5.80 (dq, 1H), 6.60 (s, 1H), 6.70 (s, 1H), 7.16 (dd, 1H), 7.18 (s, 1H), 7.20 (dd, 1H)	423	2-(2,5-Dimethyl-phenyl)-3,6-diethyl-5-[4-(1-fluoro-ethyl)-2,6-dimethoxy-phenyl]-pyrazine
35	4-(1-Hydroxy-ethyl)-2,6-dimethoxy-phenyl	1.10 (t, 6H), 1.59(d, 3H), 2.14 (s, 3H), 2.37 (s, 3H), 2.58 (q, 2H), 2.62 (q, 2H), 3.76 (s, 3H), 3.78 (s, 3H), 4.96 (q, 1H), 6.61 (s, 1H), 6.72 (s, 1H), 7.16 (dd, 1H), 7.18 (s, 1H), 7.21 (dd, 1H)	421	1-{4-[5-(2,5-Dimethyl-phenyl)-3,6-diethyl-pyrazin-2-yl]-3,5-dimethoxy-phenyl}-ethanol

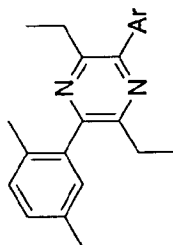
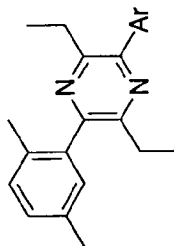


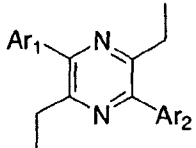
Table III

Cmp#	Ar	¹ H NMR (CDCl ₃)	MS (CI)	Name
36	4-Difluoromethyl-2,6-dimethoxy-phenyl	1.14 (t, 6H), 2.14 (s, 3H), 2.38 (s, 3H), 2.58 (q, 2H), 2.66 (q, 2H), 3.82 (s, 6H), 6.70 (t, 1H), 6.80 (s, 2H), 7.16 (dd, 1H), 7.18 (s, 1H), 7.21 (dd, 1H)	427	2-(4-Difluoromethyl-2,6-dimethoxy-phenyl)-5-(2,5-dimethyl-phenyl)-3,6-diethyl-pyrazine
37	4-Formyl-2,6-dimethoxy-phenyl	1.11 (dt, 6H), 2.13 (s, 3H), 2.37 (s, 3H), 2.56 (q, 2H), 2.68 (q, 2H), 3.84 (s, 6H), 7.15 (m, 2H), 7.21 (m, 3H), 10.01 (s, 1H)	405	4-[5-(2,5-Dimethyl-phenyl)-3,6-diethyl-pyrazin-2-yl]-3,5-dimethoxy-benzaldehyde
38	4-[1,3]Dioxolan-2-yl-2,6-dimethoxy-phenyl	1.10 (dt, 6H), 2.13 (s, 3H), 2.36 (s, 3H), 2.58 (q, 2H), 2.67 (q, 2H), 3.76 (s, 6H), 4.10-4.40 (m, 4H), 5.68 (s, 1H), 6.68 (s, 2H), 7.12 (dd, 1H), 7.16 (s, 1H), 7.18 (dd, 1H)	449	2-(2,5-Dimethyl-phenyl)-5-(4-[1,3]dioxolan-2-yl-2,6-dimethoxy-phenyl)-3,6-diethyl-pyrazine



COMPOUNDS 39-94

The following compounds are prepared using the methods given in Scheme I and further illustrated in the preceding examples.

		
Cpd#	Ar ₁	Ar ₂
39	2,5-Dimethoxyphenyl	4-Isopropyl-2,6-dimethoxyphenyl
40	2,5-Dimethoxyphenyl	4-(1-Fluoro-1-methyl-ethyl)-2,6-dimethoxy-phenyl
41	2,5-Dimethoxyphenyl	4-(1-Hydroxy-1-methyl-ethyl)-2,6-dimethoxy-phenyl
42	2,5-Dimethoxyphenyl	4-Acetyl-2,6-dimethoxy-phenyl
43	2,5-Dimethoxyphenyl	4-(1-Fluoro-ethyl)-2,6-dimethoxy-phenyl
44	2,5-Dimethoxyphenyl	4-(1-Hydroxy-ethyl)-2,6-dimethoxy-phenyl
45	2,5-Dimethoxyphenyl	4-Difluoromethyl-2,6-dimethoxy-phenyl
46	2,5-Dimethoxyphenyl	4-Formyl-2,6-dimethoxy-phenyl
47	2,5-Dimethoxyphenyl	4-[1,3]Dioxolan-2-yl-2,6-dimethoxy-phenyl
48	2-Methoxy-5-chlorophenyl	4-Isopropyl-2,6-dimethoxyphenyl
49	2-Methoxy-5-chlorophenyl	4-(1-Fluoro-1-methyl-ethyl)-2,6-dimethoxy-phenyl
50	2-Methoxy-5-chlorophenyl	4-(1-Hydroxy-1-methyl-ethyl)-2,6-dimethoxy-phenyl
51	2-Methoxy-5-chlorophenyl	4-Acetyl-2,6-dimethoxy-phenyl
52	2-Methoxy-5-chlorophenyl	4-(1-Fluoro-ethyl)-2,6-dimethoxy-phenyl
53	2-Methoxy-5-chlorophenyl	4-(1-Hydroxy-ethyl)-2,6-dimethoxy-phenyl
54	2-Methoxy-5-chlorophenyl	4-Difluoromethyl-2,6-dimethoxy-phenyl
55	2-Methoxy-5-chlorophenyl	4-Formyl-2,6-dimethoxy-phenyl
56	2-Methoxy-5-chlorophenyl	4-[1,3]Dioxolan-2-yl-2,6-dimethoxy-phenyl
57	2-Methoxy-5-chlorophenyl	4-isopropyl-2,6-dimethoxyphenyl

58	2-Methoxy-5-fluorophenyl	4-(1-Fluoro-1-methyl-ethyl)-2,6-dimethoxy-phenyl
59	2-Methoxy-5-fluorophenyl	4-(1-Hydroxy-1-methyl-ethyl)-2,6-dimethoxy-phenyl
60	2-Methoxy-5-fluorophenyl	4-Acetyl-2,6-dimethoxy-phenyl
61	2-Methoxy-5-fluorophenyl	4-(1-Fluoro-ethyl)-2,6-dimethoxy-phenyl
62	2-Methoxy-5-fluorophenyl	4-(1-Hydroxy-ethyl)-2,6-dimethoxy-phenyl
63	2-Methoxy-5-fluorophenyl	4-Difluoromethyl-2,6-dimethoxy-phenyl
64	2-Methoxy-5-fluorophenyl	4-Formyl-2,6-dimethoxy-phenyl
65	2-Methoxy-5-fluorophenyl	4-[1,3]Dioxolan-2-yl-2,6-dimethoxy-phenyl
66	2-Methoxy-5-fluorophenyl	4-Isopropyl-2,6-dimethoxyphenyl
67	2,5-Dichlorophenyl	4-(1-Fluoro-1-methyl-ethyl)-2,6-dimethoxy-phenyl
68	2,5-Dichlorophenyl	4-(1-Hydroxy-1-methyl-ethyl)-2,6-dimethoxy-phenyl
69	2,5-Dichlorophenyl	4-Acetyl-2,6-dimethoxy-phenyl
70	2,5-Dichlorophenyl	4-(1-Fluoro-ethyl)-2,6-dimethoxy-phenyl
71	2,5-Dichlorophenyl	4-(1-Hydroxy-ethyl)-2,6-dimethoxy-phenyl
72	2,5-Dichlorophenyl	4-Difluoromethyl-2,6-dimethoxy-phenyl
73	2,5-Dichlorophenyl	4-Formyl-2,6-dimethoxy-phenyl
74	2,5-Dichlorophenyl	4-[1,3]Dioxolan-2-yl-2,6-dimethoxy-phenyl
75	2,5-Dichlorophenyl	4-Isopropyl-2,6-dimethoxyphenyl
76	2-Methoxy-5-isopropyl	4-(1-Fluoro-1-methyl-ethyl)-2,6-dimethoxy-phenyl
77	2-Methoxy-5-isopropyl	4-(1-Hydroxy-1-methyl-ethyl)-2,6-dimethoxy-phenyl
78	2-Methoxy-5-isopropyl	4-Acetyl-2,6-dimethoxy-phenyl
79	2-Methoxy-5-isopropyl	4-(1-Fluoro-ethyl)-2,6-dimethoxy-phenyl
80	2-Methoxy-5-isopropyl	4-(1-Hydroxy-ethyl)-2,6-dimethoxy-phenyl
81	2-Methoxy-5-isopropyl	4-Difluoromethyl-2,6-dimethoxy-phenyl
82	2-Methoxy-5-isopropyl	4-Formyl-2,6-dimethoxy-phenyl

83	2-Methoxy-5-isopropyl	4-[1,3]Dioxolan-2-yl-2,6-dimethoxy-phenyl
84	2-Methoxy-5-isopropyl	4-Isopropyl-2,6-dimethoxyphenyl
85	2-Methoxy-5-isopropyl	4-(1-Fluoro-1-methyl-ethyl)-2,6-dimethoxy-phenyl
86	2,5-Difluorophenyl	4-(1-Hydroxy-1-methyl-ethyl)-2,6-dimethoxy-phenyl
87	2,5-Difluorophenyl	4-Acetyl-2,6-dimethoxy-phenyl
88	2,5-Difluorophenyl	4-(1-Fluoro-ethyl)-2,6-dimethoxy-phenyl
89	2,5-Difluorophenyl	4-(1-Hydroxy-ethyl)-2,6-dimethoxy-phenyl
90	2,5-Difluorophenyl	4-Difluoromethyl-2,6-dimethoxy-phenyl
91	2,5-Difluorophenyl	4-Formyl-2,6-dimethoxy-phenyl
92	2,5-Difluorophenyl	4-[1,3]Dioxolan-2-yl-2,6-dimethoxy-phenyl
93	2,5-Difluorophenyl	4-Isopropyl-2,6-dimethoxyphenyl
94	2,5-Difluorophenyl	4-(1-Fluoro-1-methyl-ethyl)-2,6-dimethoxy-phenyl

COMPOUNDS 95 -153

The following compounds can be prepared using the methods given in reaction scheme II and further illustrated in example 7.

Table IV				
Cpd#	Ar ₁	R ₁	R ₂	Ar ₂
95	2-Methoxy-5-fluorophenyl	C ₂ H ₅	OCH ₃	6-Methoxy-2,4-dimethylphenyl
96	2-Methoxy-5-fluorophenyl	CH ₃	OCH ₃	4-Isopropyl-2,6-dimethoxyphenyl
97	2-Methoxy-5-fluorophenyl	C ₂ H ₅	OCH ₃	4-Isopropyl-2,6-dimethoxyphenyl
98	2-Methoxy-5-fluorophenyl	CH ₃	OCH ₃	2,6-Dichloro-4-methoxyphenyl
99	2-Methoxy-5-fluorophenyl	C ₂ H ₅	OCH ₃	2,6-Dichloro-4-methoxyphenyl
100	2-Methoxy-5-fluorophenyl	CH ₃	OCH ₃	2,4,6-Trimethylphenyl

101	2-Methoxy-5-fluorophenyl	C ₂ H ₅	OCH ₃	2,4,6-Trimethylphenyl
102	2-Methoxy-5-fluorophenyl	C ₂ H ₅	OC ₂ H ₅	6-Methoxy-2,4-dimethylphenyl
103	2-Methoxy-5-fluorophenyl	CH ₃	OCH ₃	2,6-Dimethoxy-4-chlorophenyl
104	2-Methoxy-5-fluorophenyl	C ₂ H ₅	OCH ₃	2,6-Dimethoxy-4-chlorophenyl
105	2-Methoxy-5-chlorophenyl	C ₂ H ₅	OCH ₃	6-Methoxy-2,4-dimethylphenyl
106	2-Methoxy-5-chlorophenyl	CH ₃	OCH ₃	4-Isopropyl-2,6-dimethoxyphenyl
107	2-Methoxy-5-chlorophenyl	C ₂ H ₅	OCH ₃	4-Isopropyl-2,6-dimethoxyphenyl
108	2-Methoxy-5-chlorophenyl	CH ₃	OCH ₃	2,6-Dichloro-4-methoxyphenyl
109	2-Methoxy-5-chlorophenyl	C ₂ H ₅	OCH ₃	2,6-Dichloro-4-methoxyphenyl
110	2-Methoxy-5-chlorophenyl	CH ₃	OCH ₃	2,4,6-Trimethylphenyl
111	2-Methoxy-5-chlorophenyl	C ₂ H ₅	OCH ₃	2,4,6-Trimethylphenyl
112	2-Methoxy-5-chlorophenyl	C ₂ H ₅	OC ₂ H ₅	6-Methoxy-2,4-dimethylphenyl
113	2-Methoxy-5-chlorophenyl	CH ₃	OCH ₃	2,6-Dimethoxy-4-chlorophenyl
114	2-Methoxy-5-chlorophenyl	C ₂ H ₅	OCH ₃	2,6-Dimethoxy-4-chlorophenyl
115	2,5-Dimethoxyphenyl	C ₂ H ₅	OCH ₃	6-Methoxy-2,4-dimethylphenyl
116	2,5-Dimethoxyphenyl	CH ₃	OCH ₃	4-Isopropyl-2,6-dimethoxyphenyl
117	2,5-Dimethoxyphenyl	C ₂ H ₅	OCH ₃	4-Isopropyl-2,6-dimethoxyphenyl
118	2,5-Dimethoxyphenyl	CH ₃	OCH ₃	2,6-Dichloro-4-methoxyphenyl
119	2,5-Dimethoxyphenyl	C ₂ H ₅	OCH ₃	2,6-Dichloro-4-methoxyphenyl
120	2,5-Dimethoxyphenyl	CH ₃	OCH ₃	2,4,6-Trimethylphenyl
121	2,5-Dimethoxyphenyl	C ₂ H ₅	OCH ₃	2,4,6-Trimethylphenyl
122	2,5-Dimethoxyphenyl	C ₂ H ₅	OC ₂ H ₅	6-Methoxy-2,4-dimethylphenyl
123	2,5-Dimethoxyphenyl	CH ₃	OCH ₃	2,6-Dimethoxy-4-chlorophenyl
124	2,5-Dimethoxyphenyl	C ₂ H ₅	OCH ₃	2,6-Dimethoxy-4-chlorophenyl
125	2,5-Dichlorophenyl	C ₂ H ₅	OCH ₃	6-Methoxy-2,4-dimethylphenyl

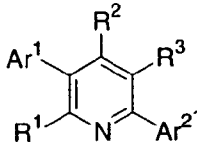
126	2,5-Dichlorophenyl	CH ₃	OCH ₃	4-Isopropyl-2,6-dimethoxyphenyl
127	2,5-Dichlorophenyl	C ₂ H ₅	OCH ₃	4-Isopropyl-2,6-dimethoxyphenyl
128	2,5-Dichlorophenyl	CH ₃	OCH ₃	2,6-Dichloro-4-methoxyphenyl
129	2,5-Dichlorophenyl	C ₂ H ₅	OCH ₃	2,6-Dichloro-4-methoxyphenyl
130	2,5-Dichlorophenyl	CH ₃	OCH ₃	2,4,6-Trimethylphenyl
131	2,5-Dichlorophenyl	C ₂ H ₅	OCH ₃	2,4,6-Trimethylphenyl
132	2,5-Dichlorophenyl	C ₂ H ₅	OC ₂ H ₅	6-Methoxy-2,4-dimethylphenyl
133	2,5-Dichlorophenyl	CH ₃	OCH ₃	2,6-Dimethoxy-4-chlorophenyl
134	2,5-Dichlorophenyl	C ₂ H ₅	OCH ₃	2,6-Dimethoxy-4-chlorophenyl
135	2-Methoxy-5-isopropyl	C ₂ H ₅	OCH ₃	6-Methoxy-2,4-dimethylphenyl
136	2-Methoxy-5-isopropyl	CH ₃	OCH ₃	4-Isopropyl-2,6-dimethoxyphenyl
137	2-Methoxy-5-isopropyl	C ₂ H ₅	OCH ₃	4-Isopropyl-2,6-dimethoxyphenyl
138	2-Methoxy-5-isopropyl	CH ₃	OCH ₃	2,6-Dichloro-4-methoxyphenyl
139	2-Methoxy-5-isopropyl	C ₂ H ₅	OCH ₃	2,6-Dichloro-4-methoxyphenyl
140	2-Methoxy-5-isopropyl	CH ₃	OCH ₃	2,4,6-Trimethylphenyl
141	2-Methoxy-5-isopropyl	C ₂ H ₅	OCH ₃	2,4,6-Trimethylphenyl
142	2-Methoxy-5-isopropyl	C ₂ H ₅	OC ₂ H ₅	6-Methoxy-2,4-dimethylphenyl
143	2-Methoxy-5-isopropyl	CH ₃	OCH ₃	2,6-Dimethoxy-4-chlorophenyl
144	2-Methoxy-5-isopropyl	C ₂ H ₅	OCH ₃	2,6-Dimethoxy-4-chlorophenyl
145	2,5-Difluorophenyl	C ₂ H ₅	OCH ₃	6-Methoxy-2,4-dimethylphenyl
146	2,5-Difluorophenyl	CH ₃	OCH ₃	4-Isopropyl-2,6-dimethoxyphenyl
147	2,5-Difluorophenyl	C ₂ H ₅	OCH ₃	4-Isopropyl-2,6-dimethoxyphenyl
148	2,5-Difluorophenyl	CH ₃	OCH ₃	2,6-Dichloro-4-methoxyphenyl
149	2,5-Difluorophenyl	C ₂ H ₅	OCH ₃	2,6-Dichloro-4-methoxyphenyl
150	2,5-Difluorophenyl	CH ₃	OCH ₃	2,4,6-Trimethylphenyl

151	2,5-Difluorophenyl	C ₂ H ₅	OCH ₃	2,4,6-Trimethylphenyl
152	2,5-Difluorophenyl	C ₂ H ₅	OC ₂ H ₅	6-Methoxy-2,4-dimethylphenyl
153	2,5-Difluorophenyl	CH ₃	OCH ₃	2,6-Dimethoxy-4-chlorophenyl

Example 154-160

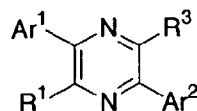
The following compounds can be prepared using the methods shown in reaction scheme III.

5

Table V					
					
EX#	Ar ¹	R ¹	R ²	R ³	Ar ²
154	2-Methoxy-5-fluorophenyl	C ₂ H ₅	OCH ₃	OCH ₃	6-Methoxy-2,4-dimethylphenyl
155	2-Methoxy-5-fluorophenyl	CH ₃	H	CH ₃	4-Isopropyl-2,6-dimethoxyphenyl
156	2-Methoxy-5-fluorophenyl	C ₂ H ₅	C ₂ H ₅	CH ₃	4-Isopropyl-2,6-dimethoxyphenyl
157	2-Methoxy-5-fluorophenyl	CH ₃	OCH ₃	OCH ₃	2,6-Dichloro-4-methoxyphenyl
158	2-Methoxy-5-fluorophenyl	C ₂ H ₅	H	C ₂ H ₅	2,6-Dichloro-4-methoxyphenyl
159	2-Methoxy-5-fluorophenyl	CH ₃	CH ₃	CH ₃	2,4,6-Trimethylphenyl
160	2-Methoxy-5-fluorophenyl	C ₂ H ₅	CH ₃	C ₂ H ₅	2,4,6-Trimethylphenyl
161	1-(1-Ethyl-propyl)-1H-imidazol-2-yl	CH ₃ NH	H	C ₂ H ₅	2-methoxy-4-isopropylphenyl
162	3,5-dimethyl-pyrazol-1-yl	CH ₃ O	H	C ₂ H ₅	2-methoxy-4-isopropylphenyl

163	3-methyl-5-ethyl-pyrazol-1-yl	CH ₃ O	H	C ₂ H ₅	2-methoxy-4-isopropyl-phenyl
------------	-------------------------------	-------------------	---	-------------------------------	------------------------------

Table VI



EX#	Ar ¹	R ¹	R ³	Ar ²
164	2-Methoxy-5-fluorophenyl	C ₂ H ₅	OCH ₃	6-Methoxy-2,4-dimethylphenyl
165	2-Methoxy-5-fluorophenyl	CH ₃	CH ₃	4-Isopropyl-2,6-dimethoxyphenyl
166	1-(1-Ethyl-propyl)-1H-imidazol-2-yl	CH ₃ NH	C ₂ H ₅	2-methoxy-4-isopropyl-phenyl
167	3,5-dimethyl-pyrazol-1-yl	CH ₃ O	C ₂ H ₅	2-methoxy-4-isopropyl-phenyl
168	3-methyl-5-ethyl-pyrazol-1-yl	CH ₃ O	C ₂ H ₅	2-methoxy-4-isopropyl-phenyl

EXAMPLE 9. ASSAY FOR CRF RECEPTOR BINDING ACTIVITY

As discussed above, the following assay is defined herein as a standard in vitro
 5 CRF receptor binding assay. The pharmaceutical utility of compounds of this invention is indicated by the following assay for CRF1 receptor activity.

The CRF receptor binding is performed using a modified version of the assay described by Grigoriadis and De Souza (*Methods in Neurosciences*, Vol. 5, 1991).
 IMR-32 human neuroblastoma cells, a cell line that can be induced to express the
 10 CRF1 receptor, are cultured in growth medium consisting of EMEM w/Earle's BSS (JRH Biosciences, Cat# 51411) supplemented with 10% Fetal Bovine Serum, 25mM HEPES (pH 7.2), 1mM Sodium Pyruvate, and Non-Essential Amino Acids (JRH Biosciences, Cat# 58572). Stock cultures of cells are grown to confluence and subcultured twice per week at split ratios of 1:2 to 1:4 (cells are dislodged during
 15 subculturing using No-Zyme, JRH Biosciences, Cat# 59226). To induce CRF1 receptor expression, the cells are grown to approximately 80% confluence and then changed to growth media containing 2.5μM 5-bromo-2'deoxyuridine (BrdU, Sigma,

Cat# B9285). Growth media containing BrdU is replaced every 3-4 days and the cells are harvested via centrifugation (using No-Zyme) after 10 days of BrdU treatment. Harvested cells are stored frozen at -80°C until needed for the preparation of membrane homogenates.

5

To prepare receptor-containing membranes cells are homogenized in wash buffer (50 mM Tris HCl, 10 mM MgCl₂, 2 mM EGTA, pH 7.4) and centrifuged at 48,000 x g for 10 minutes at 4°C. The pellet is re-suspended in wash buffer and the homogenization and centrifugation steps are performed once more.

10 Membrane pellets (containing CRF receptors) are resuspended and brought to a final concentration of 1.0 mg membrane protein/ml in binding buffer (Tris buffer above with 0.1 % BSA and 0.1 mM bacitracin.). For the binding assay, 150 microliters of the membrane preparation is added to 96 well microtube plates containing 50 microliters of ¹²⁵I-CRF (SA 2200 Ci/mmol, final concentration of 100
15 pM) and 2 microliters of test compound. Binding is carried out at room temperature for 2 hours. Plates are then harvested using 50 mM Tris buffer pH 7.4, on a BRANDEL 96 well cell harvester and filters (soaked in 1% PEI for 1.5 hours) are counted for gamma emissions on a Wallac 1205 BETAPLATE liquid scintillation counter. Non-specific binding is defined by 2 micromolar cold CRF. IC₅₀ values are
20 calculated with the non-linear curve fitting program RS/1 (BBN Software Products Corp., Cambridge, MA).

The binding affinity for the compounds of Formula I expressed as IC₅₀ value, generally ranges from about 0.5 nanomolar to about 10 micromolar. Preferred compounds of Formula I exhibit IC₅₀ values of less than or equal to 1.5 micromolar,
25 more preferred compounds of Formula I exhibit IC₅₀ values of less than 500 nanomolar, still more preferred compounds of Formula I exhibit IC₅₀ values of less than 100 nanomolar, and most preferred compound of Formula I exhibit IC₅₀ values of less than 10 nanomolar.

The compounds shown in Examples 1-7 have been tested in this assay and
30 found to exhibit IC₅₀ values of less than or equal to 4 micromolar.

EXAMPLE 10. PREPARATION OF RADIOLABELED PROBE COMPOUNDS OF FORMULA I

The compounds of Formula I are prepared as radiolabeled probes by carrying out their synthesis using precursors comprising at least one atom that is a radioisotope. The radioisotope is preferably selected from of at least one of carbon (preferably ^{14}C), hydrogen (preferably ^3H), sulfur (preferably ^{35}S), or iodine (preferably ^{125}I). Such radiolabeled probes are conveniently synthesized by a radioisotope supplier specializing in custom synthesis of radiolabeled probe compounds. Such suppliers include Amersham Corporation, Arlington Heights, IL; Cambridge Isotope Laboratories, Inc. Andover, MA; SRI International, Menlo Park, CA; Wizard Laboratories, West Sacramento, CA; ChemSyn Laboratories, Lexena, KS; American Radiolabeled Chemicals, Inc., St. Louis, MO; and Moravek Biochemicals Inc., Brea, CA.

Tritium labeled probe compounds are also conveniently prepared catalytically via platinum-catalyzed exchange in tritiated acetic acid, acid-catalyzed exchange in tritiated trifluoroacetic acid, or heterogeneous-catalyzed exchange with tritium gas. Such preparations are also conveniently carried out as a custom radiolabeling by any of the suppliers listed in the preceding paragraph using the compound of Formula I as substrate. In addition, certain precursors may be subjected to tritium-halogen exchange with tritium gas, tritium gas reduction of unsaturated bonds, or reduction using sodium borotritide, as appropriate.

EXAMPLE 11. RECEPTOR AUTORADIOGRAPHY

Receptor autoradiography (receptor mapping) is carried out in vitro as described by Kuhar in sections 8.1.1 to 8.1.9 of Current Protocols in Pharmacology (1998) John Wiley & Sons, New York, using radiolabeled compounds of Formula I prepared as described in the preceding Examples.

EXAMPLE 12. ADDITIONAL ASPECTS OF PREFERRED COMPOUNDS OF THE INVENTION

The most preferred compounds of Formula I are suitable for pharmaceutical use in treating human patients. Accordingly, such preferred compounds are non-toxic. They do not exhibit single or multiple dose acute or long-term toxicity, mutagenicity (e.g., as determined in a bacterial reverse mutation assay such as an

Ames test), teratogenicity, tumorigenicity, or the like, and rarely trigger adverse effects (side effects) when administered at therapeutically effective dosages.

Preferably, administration of such preferred compounds of Formula I at certain doses (e.g., doses yielding therapeutically effective in vivo concentrations or preferably doses of 10, 50, 100, 150, or 200 mg/kg – preferably 150 mg/kg – administered parenterally or preferably orally) does not result in prolongation of heart QT intervals (i.e., as determined by electrocardiography, e.g., in guinea pigs, minipigs or dogs). When administered daily for 5 or preferably ten days, such doses of such preferred compounds also do not cause liver enlargement resulting in an increase of liver to body weight ratio of more than 100%, preferably not more than 75% and more preferably not more than 50% over matched controls in laboratory rodents (e.g., mice or rats). In another aspect such doses of such preferred compounds also preferably do not cause liver enlargement resulting in an increase of liver to body weight ratio of more than 50%, preferably preferably not more than 25%, and more preferably not more than 10% over matched untreated controls in dogs or other non-rodent animals.

In yet another aspect such doses of such preferred compounds also preferably do not promote the release of liver enzymes (e.g., ALT, LDH, or AST) from hepatocytes in vivo. Preferably such doses do not elevate such enzymes by more than 100%, preferably not by more than 75% and more preferably not by more than 50% over matched untreated controls in laboratory rodents. Similarly, concentrations (in culture media or other such solutions that are contacted and incubated with cells in vitro) equivalent to two, fold, preferably five-fold, and most preferably ten-fold the minimum in vivo therapeutic concentration do not cause release of any of such liver enzymes from hepatocytes in vitro.

Because side effects are often due to undesirable receptor activation or antagonism, preferred compounds of Formula I exert their receptor-modulatory effects and bind to the CRF1 receptor with high selectivity. This means that they do not bind to certain other receptors (i.e., other than CRF receptors) with high affinity, but rather only bind to, activate, or inhibit the activity of such other receptors with affinity constants of greater than 100 nanomolar, preferably greater than 1 micromolar, more preferably greater than 10 micromolar and most preferably greater than 100 micromolar. Such receptors preferably are selected from the group

including ion channel receptors, including sodium ion channel receptors, neurotransmitter receptors such as alpha- and beta-adrenergic receptors, muscarinic receptors (particularly m1, m2, and m3 receptors), dopamine receptors, and metabotropic glutamate receptors; and also include histamine receptors and cytokine
5 receptors, e.g., interleukin receptors, particularly IL-8 receptors. The group of other receptors to which preferred compounds do not bind with high affinity also includes GABA_A receptors, bioactive peptide receptors (including NPY and VIP receptors), neurokinin receptors, bradykinin receptors (e.g., BK1 receptors and BK2 receptors), and hormone receptors (including thyrotropin releasing hormone receptors and
10 melanocyte-concentrating hormone receptors).

EXAMPLE 13. ABSENCE OF SODIUM ION CHANNEL ACTIVITY

Preferred compounds of Formula I do not exhibit activity as Sodium ion channel blockers. Sodium channel activity may be measured a standard *in vitro*
15 sodium channel binding assays such as the assay given by Brown et al. (J. Neurosci. (1986) 265: 17995-18004). Preferred compounds of Formula I exhibit less than 15 percent inhibition, and more preferably less than 10 percent inhibition, of sodium channel specific ligand binding when present at a concentration of 4 μ M. The sodium ion channel specific ligand used may be labeled batrachotoxinin, tetrodotoxin, or
20 saxitoxin. Such assays, including the assay of Brown referred to above, are performed as a commercial service by CEREP, INC., Redmond, WA.

Alternatively, sodium ion channel activity may be measured *in vivo* in an assay of anti-epileptic activity. Anti-epileptic activity of compounds may be measured by the ability of the compounds to inhibit hind limb extension in the supra
25 maximal electro shock model. Male Han Wistar rats (150-200mg) are dosed i.p. with a suspension of 1 to 20 mg of test compound in 0.25% methylcellulose 2 hr. prior to test. A visual observation is carried out just prior to testing for the presence of ataxia. Using auricular electrodes a current of 200 mA, duration 200 millisecc, is applied and the presence or absence of hind limb extension is noted. Preferred compounds of
30 Formula I do not exhibit significant anti-epileptic activity at the $p < 0.1$ level of significance or more preferably at the $p < 0.05$ level of significance as measured using a standard parametric assay of statistical significance such as a student's T test.

EXAMPLE 14. OPTIMAL IN VITRO HALF-LIFE

Compound half-life values ($t_{1/2}$ values) may be determined via the following standard liver microsomal half-life assay. Liver microsomes are obtained from pooled liver samples and prepared so that the P-450 enzyme content is approximately
5 0.5 nmol/ mg protein. Reactions are performed in a 5ml well deep-well plate as follows:

Phosphate buffer: 19 mL 0.1 M NaH_2PO_4 , 81 mL 0.1 Na_2HPO_4 , pH 7.4 with H_3PO_4 .
CoFactor Mixture: 16.2 mg NADP, 45.4 mg Glucose-6-phosphate in 4 mL 100 mM MgCl_2 . Glucose-6-phosphate dehydrogenase: 214.3 microliters glucose-6-phosphate
10 dehydrogenase, 1285.7 microliters distilled water
Starting Reaction Mixture: 3 mL CoFactor Mixture, 1.2 mL Glucose-6-phosphate dehydrogenase

6 identical sample wells each containing 25 microliters microsomes, 5 microliters test
15 compound (from a 100 μM stock), and 399 microliters 0.1 M phosphate buffer, pH 7.4, are prepared. A seventh well containing 25 microliters microsomes, 399 microliters 0.1 M phosphate buffer, pH 7.4, and 5 microliters (from a 100 μM stock) of a compound, e.g. DIAZEPAM, CLOZEPINE, with known metabolic properties is used as a positive control. Reactions are preincubated at 39 °C for 10 minutes. 71
20 microliters Starting Reaction Mixture is added to 5 of the 6 reaction wells and to the positive control well, 71 microliters 100 mM MgCl_2 is added to the sixth reaction well, which is used as a negative control. At each time point (0, 1, 3, 5, and 10 minutes) 75 microliters reaction is pipetted into a 96-well deep-well plate reaction well containing 75 microliters ice-cold acetonitrile. Samples are vortexed and
25 centrifuged 10 minutes at 6000 rpm (Sorval T 6000D rotor). Supernatant, 75 microliters from each reaction well, is transferred to a 96-well plate containing 150 microliters internal standard per well. The remaining test compound is quantitated via LCMS. Compound concentration vs time is plotted and commercially available statistical software is used to extrapolate to the $t_{1/2}$ value of the test compound.

30 Preferred compounds of Formula I exhibit in vitro $t_{1/2}$ values of greater than 10 minutes and less than 4 hours. Most preferred compounds of Formula I exhibit in vitro $t_{1/2}$ values of between 30 minutes and 1 hour in human liver microsomes.

EXAMPLE 15. MDCK TOXICITY

Compounds causing acute cytotoxicity will decrease ATP production by Madin Darby canine kidney (MDCK) cells in the following assay.

MDCK cells, ATCC no. CCL-34 (American Type Culture Collection, Manassas, VA) are maintained in sterile conditions following the instructions in the ATCC production information sheet. The PACKARD, (Meriden, CT) ATP-LITE-M Luminescent ATP detection kit, product no. 6016941, allows measurement ATP production in MDCK cells.

Prior to assay 1 microliter of test compound or control sample is pipetted into PACKARD (Meriden, CT) clear bottom 96-well plates. Test compounds and control samples are diluted in DMSO to give final concentration in the assay of 10 micromolar, 100 micromolar, or 200 micromolar. Control samples are drug or other compounds having known toxicity properties.

Confluent MDCK cells are trypsinized, harvested, and diluted to a concentration of 0.1×10^6 cells/ml with warm (37°C) VITACELL Minimum Essential Medium Eagle (ATCC catalog # 30-2003). 100 microliters of cells in medium is pipetted into each of all but five wells of each 96-well plate. Warm medium without cells (100ul) is pipetted in the remaining five wells of each plate. These wells, to which no cells are added, are used to determine the standard curve. The plates are then incubated at 37°C under 95% O₂, 5% CO₂ for 2 hours with constant shaking. After incubation, 50 microliters of mammalian cell lysis solution is added per well, the wells are covered with PACKARD TOPSEAL stickers, and plates are shaken at approximately 700 rpm on a suitable shaker for 2 minutes.

During the incubation, PACKARD ATP LITE-M reagents are allowed to equilibrate to room temperature. Once equilibrated the lyophilized substrate solution is reconstituted in 5.5 ml of substrate buffer solution (from kit). Lyophilized ATP standard solution is reconstituted in deionized water to give a 10 mM stock. For the five control wells, 10 microliters of serially diluted PACKARD standard is added to each of the five standard curve control wells to yield a final concentration in each subsequent well of 200 nM, 100 nM, 50 nM, 25 nM, and 12.5 nM.

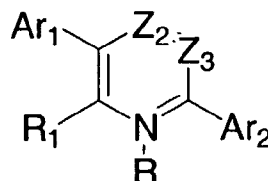
PACKARD substrate solution (50 ul) is added to all wells. Wells are covered with PACKARD TOPSEAL stickers, and plates are shaken at approximately 700 rpm on a suitable shaker for 2 minutes. A white PACKARD sticker is attached to the

bottom of each plate and samples are dark adapted by wrapping plates in foil and placing in the dark for 10 minutes. Luminescence is then measured at 22°C using a luminescence counter, e.g. PACKARD TOPCOUNT Microplate Scintillation and Luminescence Counter or TECAN SPECTRAFLUOR PLUS.

- 5 Luminescence values at each drug concentration are compared to the values computed from the standard curve for that concentration. Preferred test compounds exhibit luminescence values 80 % or more of the standard, or preferably 90 % or more of the standard, when a 10 micromolar (uM) concentration of the test compound is used. When a 100 micromolar concentration of the test compound is used, preferred
- 10 test compounds exhibit luminescence values 50% or more of the standard, or more preferably 80% or more of the standard.

WHAT IS CLAIMED IS:

1. A compound of Formula I:



Formula I

5 or a pharmaceutically acceptable salt thereof, wherein:

Ar₁ and Ar₂ are independently chosen from:

phenyl which is mono-, di-, or tri-substituted,

1-naphthyl and 2-naphthyl, each of which is optionally mono-, di-, or tri-substituted, and

10 optionally mono-, di-, or tri-substituted heteroaryl, said heteroaryl having from 1 to 3 rings, 5 to 7 ring members in each ring and, in at least one of said rings, from 1 to about 3 heteroatoms selected from the group consisting of N, O, and S;

R is oxygen or absent;

Z₂ is nitrogen or CR₂;

15 Z₃ is nitrogen or CR₃;

with the proviso that Z₂ and Z₃ are not both nitrogen;

R₁, R₂, and R₃ are independently chosen from hydrogen, halogen, amino, cyano, nitro, optionally substituted alkyl, optionally substituted alkenyl, optionally substituted alkynyl, optionally substituted alkoxy, optionally substituted mono- or di-
 20 alkylamino, optionally substituted cycloalkyl, optionally substituted (cycloalkyl)alkyl, optionally substituted (cycloalkyl)oxy, optionally substituted (cycloalkyl)alkoxy, optionally substituted alkylthio, optionally substituted alkylsulfinyl, optionally substituted alkylsulfonyl, and optionally substituted mono- or dialkylcarboxamide; with the proviso that not all of R₁, R₃, and R₄ are
 25 hydrogen.

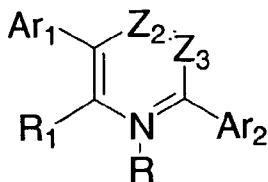
2. A compound or salt according to Claim 1, wherein

Ar₁ and Ar₂ are independently chosen from:

phenyl which is mono-, di-, or tri-substituted, and

1- naphthyl, 2-naphthyl, pyridyl, pyrimidinyl, pyrazinyl, pyridiziny, thienyl, thiazolyl, pyrazolyl, imidazolyl, tetrazolyl, oxazolyl, isoxazolyl, pyrrolyl, furanyl, and triazolyl, each of which is optionally mono-, di-, or tri-substituted.

5 3. A compound of Formula I



Formula I

or a pharmaceutically acceptable salt thereof, wherein:

R is oxygen or absent;

10 Z₂ is nitrogen or CR₂;

Z₃ is nitrogen or CR₃;

with the proviso that Z² and Z³ are not both nitrogen;

Ar₁ and Ar₂ are independently chosen from:

phenyl which is mono-, di-, or tri-substituted with R_A, and

15 1- naphthyl, 2-naphthyl, pyridyl, pyrimidinyl, pyrazinyl, pyridiziny, thienyl, thiazolyl, pyrazolyl, imidazolyl, tetrazolyl, oxazolyl, isoxazolyl, pyrrolyl, furanyl, and triazolyl, each of which is optionally mono-, di-, or tri-substituted with R_A;

20 R₁, R₂, and R₃ are independently selected from hydrogen, halogen, hydroxy, cyano, amino, nitro, C₁-C₆alkyl₁, C₁-C₆alkyl₁-O-, mono- or di-(C₁-C₆alkyl₁)amino, C₃-C₇cycloalkyl₂(C₀-C₄alkyl₁), C₃-C₇cycloalkenyl₂(C₀-C₄alkyl₁), C₃-C₇cycloalkyl₂(C₀-C₄alkyl₁)-O-, C₃-C₇cycloalkenyl₂(C₀-C₄alkyl₁)-O-, haloC₁-C₆alkyl₁, haloC₁-C₆alkyl₁-O-, and -S(O)_n(C₁-C₆alkyl₁),

25 where each alkyl₁ is independently straight or branched, contains 0 or 1 or more double or triple bonds, and is unsubstituted or substituted with one or more substituents independently chosen from halogen, hydroxy, oxo, cyano, C₁-C₄alkoxy, amino, and mono- or di-(C₁-C₄alkyl)amino, and

30 where each C₃-C₇cycloalkyl₂ and C₃-C₇cycloalkenyl₂ is optionally substituted by one or more substituents independently chosen from

halogen, hydroxy, oxo, cyano, C₁-C₄alkoxy, amino, and mono- or di-(C₁-C₄)alkylamino,

with the proviso that not all of R₁, R₂, and R₃ are hydrogen;

R_A is independently selected at each occurrence from halogen, cyano, nitro, halo(C₁-
 5 C₆)alkyl, halo(C₁-C₆)alkoxy, hydroxy, amino, C₁-C₆alkyl substituted with 0-2
 R_B, C₂-C₆alkenyl substituted with 0-2 R_B, C₂-C₆alkynyl substituted with 0-2
 R_B, C₃-C₇cycloalkyl substituted with 0-2 R_B, (C₃-C₇cycloalkyl)C₁-C₄alkyl
 substituted with 0-2 R_B,
 C₁-C₆alkoxy substituted with 0-2 R_B, -NH(C₁-C₆alkyl) substituted with 0-2
 10 R_B,
 -N(C₁-C₆alkyl)(C₁-C₆alkyl) where each C₁-C₆alkyl is independently
 substituted with 0-2 R_B, -X_RC, and Y;

R_B is independently selected at each occurrence from halogen, hydroxy, cyano,
 amino,

15 C₁-C₄alkyl, C₁-C₄alkoxy, mono- or di-(C₁-C₄alkyl)amino,
 -S(O)_n(alkyl), halo(C₁-C₄)alkyl, halo(C₁-C₄)alkoxy, -CO(C₁-C₄alkyl),
 -CONH(C₁-C₄alkyl), -CON(C₁-C₄alkyl)(C₁-C₄alkyl), -X_RC, and Y;

R_C and R_D, are the same or different, and are independently selected at each
 occurrence from: hydrogen, and

20 straight, branched, and cyclic alkyl groups, and (cycloalkyl)alkyl groups,
 having 1 to 8 carbon atoms, and containing zero or one or more double or
 triple bonds, each of which 1 to 8 carbon atoms may be further substituted
 with one or more substituent(s) independently selected from oxo, hydroxy,
 halogen, cyano, amino, C₁-C₆alkoxy, mono- or di-(C₁-C₄alkyl)amino, -
 25 NHC(=O)(C₁-C₆alkyl), -N(C₁-C₆alkyl)C(=O)(C₁-C₆alkyl),
 -NHS(O)_n(C₁-C₆alkyl), -S(O)_n(C₁-C₆alkyl), -S(O)_nNH(C₁-C₆alkyl),
 -S(O)_nN(C₁-C₆alkyl)(C₁-C₆alkyl), and Z;

X is independently selected at each occurrence from the group consisting of -CH₂-, -
 CHR_D-, -O-, -C(=O)-, -C(=O)O-, -S(O)_n-, -NH-, -NR_D-, -C(=O)NH-, -
 30 C(=O)NR_D-, -S(O)_nNH-,
 -S(O)_nNR_D-, -OC(=S)S-, -NHC(=O)-, -NR_DC(=O)-, -NHS(O)_n-, and -
 NR_DS(O)_n-;

- Y and Z are independently selected at each occurrence from: 3- to 7-membered carbocyclic or heterocyclic groups, which are saturated, partially unsaturated, or aromatic, which may be further substituted with one or more substituents independently selected from halogen, oxo, hydroxy, amino, cyano, C₁-C₄alkyl, C₁-C₄alkoxy, mono- or di-(C₁-C₄alkyl)amino, and -S(O)_n(alkyl),
 5 wherein said 3- to 7-membered heterocyclic groups contain from 1 to 3 heteroatom(s) independently selected from N, O, and S, with remaining ring members being carbon;
 and
 10 n is independently selected at each occurrence from 0, 1, and 2.
4. A compound or salt according to Claim 3, wherein Z₂ is nitrogen and Z₃ is CR₃.
- 15 5. A compound or salt according to Claim 3, wherein Z₂ is CR₂ and Z₃ is CR₃.
6. A compound or salt according to Claim 3, wherein Z₂ is CR₂ and Z₃ is nitrogen.
- 20 7. A compound or salt according to Claim 3, wherein: R is absent; Ar₂ is phenyl or pyridyl, each of which is mono-, di-, or tri-substituted with R_A.
8. A compound or salt according to Claim 3, wherein:
 R is absent;
 25 R₁, R₂, and R₃ are independently selected from the group consisting of
 i) hydrogen, ii) halogen, iii) C₁-C₃alkyl, iv) C₁-C₃alkoxy, v) (C₃-C₇cycloalkyl)C₀-
 C₃alkyl, vi) (C₃-C₇cycloalkyl)C₀-C₃alkoxy, vii) mono- or di-(C₁-
 C₃alkyl)amino, viii) C₁-C₃haloalkyl, and ix) C₁-C₃haloalkoxy wherein each of
 iii, iv, v, vi, and vii is unsubstituted or substituted by 1-3 groups
 30 independently chosen from hydroxy, amino, cyano, and halogen.
9. A compound or salt according to Claim 8, wherein:

Ar₂ is phenyl or pyridyl, each of which is substituted with R_A at at least 1 position ortho to the point of attachment of Ar in Formula I, and optionally substituted with up to 2 additional R_A groups.

- 5 10. A compound or salt according to Claim 3, wherein:
R is absent;
Ar₂ phenyl or pyridyl, each of which is substituted with R_A at at least 1 position ortho to the point of attachment of Ar in Formula I, and optionally substituted with up to 2 additional R_A groups; and
- 10 R_C and R_D, which may be the same or different, are independently selected at each occurrence from straight, branched, or cyclic alkyl groups having from 1 to 8 carbon atoms, which alkyl groups may contain one or more double or triple bonds.

11. A compound or salt according to Claim 10, wherein:
- 15 R₁, R₂, and R₃ are independently selected from the group consisting of
i) hydrogen, ii) halogen, iii) C₁-C₃alkyl, iv) C₁-C₃alkoxy, v) (C₃-C₇cycloalkyl)C₀-C₃alkyl, vi) (C₃-C₇cycloalkyl)C₀-C₃alkoxy, vii) mono- or di-(C₁-C₃alkyl)amino, viii) C₁-C₃haloalkyl, and ix) C₁-C₃haloalkoxy wherein each of iii, iv, v, vi, and vii is unsubstituted or substituted by 1-3 groups
- 20 independently chosen from hydroxy, amino, cyano, and halogen.

12. A compound or salt according to Claim 3, wherein
R is absent;
Z₂ is nitrogen and Z₃ is CR₃;
- 25 Ar₁ is chosen from phenyl which is mono-, di-, or tri-substituted with R_A, and 1-naphthyl, 2-naphthyl, pyridyl, pyrimidinyl, pyrazinyl, pyridizynyl, thienyl, thiazolyl, pyrazolyl, imidazolyl, tetrazolyl, oxazolyl, isoxazolyl, pyrrolyl, furanyl, and triazolyl, each of which is optionally mono-, di-, or tri-substituted with R_A; and
- 30 Ar₂ phenyl or pyridyl, each of which is substituted at at least 1 position ortho to the point of attachment of Ar in Formula I, and optionally substituted with up to 2 additional R_A groups.

13 A compound or salt according to Claim 12, wherein:

R₁ and R₃ are independently selected from hydrogen, cyano, amino, halogen, C₁-C₆alkyl, C₁-C₆alkoxy, (C₃-C₇cycloalkyl)C₀-C₃alkyl, (C₃-C₇cycloalkyl)C₀-C₃alkoxy, mono- or di-(C₁-C₆alkyl)amino, C₁-C₆haloalkyl, C₁-C₆haloalkoxy, and -SO_n(C₁-C₆alkyl);

R_A is independently selected at each occurrence from

i) halogen, cyano, nitro, halo(C₁-C₆)alkyl, halo(C₁-C₆)alkoxy, hydroxy, amino, C₁-C₆alkyl, C₂-C₆alkenyl, C₂-C₆alkynyl, C₃-C₇cycloalkyl, (C₃-C₇cycloalkyl)C₁-C₄alkyl, C₁-C₆alkoxy, mono- or di-(C₁-C₆alkyl)amino, -CHO, and -

C(=O)CH₃;

ii) C₁-C₆alkoxy and C₁-C₆alkyl which are unsubstituted or substituted with 1 or 2 groups independently selected from halogen, hydroxy, cyano, amino, oxo, C₁-C₄alkoxy,

mono- or di-(C₁-C₆alkyl)amino, halo(C₁-C₄)alkyl, halo(C₁-C₄)alkoxy,

C₁-C₄alkanoyl, morpholinyl, piperazinyl, piperidinyl, furanyl, and pyrrolidinyl, and

iii) 3- to 7-membered carbocyclic or heterocyclic groups which are saturated, partially unsaturated, or aromatic, which may be further substituted with one or more substituents independently selected from halogen, oxo, hydroxy, amino,

cyano, C₁-C₄alkyl, C₁-C₄alkoxy, and mono- or di-(C₁-C₄alkyl)amino; and

n is 0, 1, or 2.

14. A compound or salt according to Claim 13, wherein:

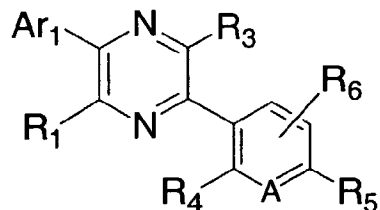
R₁ and R₃ are independently selected from the group consisting of hydrogen, halogen, C₁-C₄alkyl, C₁-C₃alkoxy, (C₃-C₇cycloalkyl)C₀-C₃alkyl, (C₃-C₇cycloalkyl)C₀-C₃alkoxy, mono- or di-(C₁-C₃alkyl)amino, C₁-C₃haloalkyl, and C₁-C₃haloalkoxy; and

Ar₁ is selected from the group consisting of phenyl which is mono- di- or

trisubstituted, and 1-naphthyl, 2-naphthyl, pyridyl, pyrimidinyl, pyrazolyl,

imidazolyl, tetrazolyl, and pyrazinyl, each of which is optionally mono- di- or trisubstituted with R_A.

15. A compound or salt according to Claim 14 of Formula II



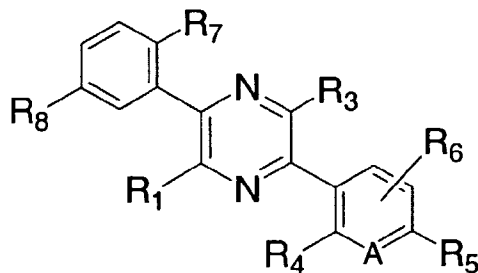
Formula II

wherein:

A is nitrogen or CH;

- 5 R₁ and R₃ are independently chosen from hydrogen, halogen, methyl, ethyl, methoxy, ethoxy, trifluoromethyl, trifluoromethoxy, and methylamino;
- R₄ and R₅, are independently chosen from halogen, halo(C₁-C₂)alkyl, halo(C₁-C₂)alkoxy, hydroxy, amino, C₁-C₃alkyl, C₁-C₂alkoxy, and mono- or di-(C₁-C₂alkyl)amino;
- 10 R₆ is chosen from hydrogen, halogen, halo(C₁-C₂)alkyl, halo(C₁-C₂)alkoxy, hydroxy, amino, C₁-C₃alkyl, C₁-C₂alkoxy, and mono- or di-(C₁-C₂alkyl)amino.

16. A compound or salt according to Claim 15 of Formula III



Formula III

15

wherein R⁷ and R⁸ are independently chosen from methyl, ethyl, methoxy, ethoxy, trifluoromethyl, trifluoromethoxy, and halogen.

17. A compound or salt according to Claim 3, wherein

20 R is absent;

Z₂ is CR₂ and Z₃ is CR₃;

Ar₁ is chosen from phenyl which is mono-, di-, or tri-substituted with R_A, and 1-naphthyl, 2-naphthyl, pyridyl, pyrimidinyl, pyrazinyl, pyridizinyl, thienyl, thiazolyl, pyrazolyl, imidazolyl, tetrazolyl, oxazolyl, isoxazolyl, pyrrolyl,

furanyl, and triazolyl, each of which is optionally mono-, di-, or tri-substituted with R_A; and

Ar₂ phenyl or pyridyl, each of which is substituted at at least 1 position ortho to the point of attachment of Ar in Formula I, and optionally substituted with up to 2 additional R_A groups.

18. A compound or salt according to Claim 17, wherein:

R₁, R₂, and R₃ are independently selected from hydrogen, cyano, amino, halogen, C₁-C₆alkyl, C₁-C₆alkoxy, (C₃-C₇cycloalkyl)C₀-C₃alkyl, (C₃-C₇cycloalkyl)C₀-C₃alkoxy, mono- or di-(C₁-C₆alkyl)amino, C₁-C₆haloalkyl, C₁-C₆haloalkoxy, and -SO_n(C₁-C₆alkyl);

R_A is independently selected at each occurrence from

- i) halogen, cyano, nitro, halo(C₁-C₆)alkyl, halo(C₁-C₆)alkoxy, hydroxy, amino, C₁-C₆alkyl, C₂-C₆alkenyl, C₂-C₆alkynyl, C₃-C₇cycloalkyl, (C₃-C₇cycloalkyl)C₁-C₄alkyl, C₁-C₆alkoxy, mono- or di-(C₁-C₆alkyl)amino, -CHO, and -C(=O)CH₃;
- ii) C₁-C₆alkoxy and C₁-C₆alkyl which are unsubstituted or substituted with 1 or 2 groups independently selected from halogen, hydroxy, cyano, amino, oxo, C₁-C₄alkoxy, mono- or di-(C₁-C₆alkyl)amino, halo(C₁-C₄)alkyl, halo(C₁-C₄)alkoxy, C₁-C₄alkanoyl, morpholinyl, piperazinyl, piperidinyl, furanyl, and pyrrolidinyl, and
- iii) 3- to 7-membered carbocyclic or heterocyclic groups which are saturated, partially unsaturated, or aromatic, which may be further substituted with one or more substituents independently selected from halogen, oxo, hydroxy, amino, cyano, C₁-C₄alkyl, C₁-C₄alkoxy, and mono- or di-(C₁-C₄alkyl)amino; and n is 0, 1, or 2.

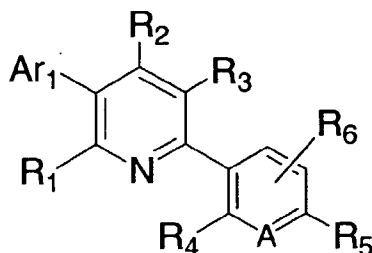
19. A compound or salt according to Claim 18, wherein:

R₁, R₂, and R₃ are independently selected from the group consisting of hydrogen, halogen, C₁-C₄alkyl, C₁-C₃alkoxy, (C₃-C₇cycloalkyl)C₀-C₃alkyl, (C₃-C₇cycloalkyl)C₀-C₃alkoxy, mono- or di-(C₁-C₃alkyl)amino, C₁-C₃haloalkyl, and C₁-C₃haloalkoxy; and

Ar₁ is selected from the group consisting of phenyl which is mono- di- or trisubstituted, and 1- naphthyl, 2-naphthyl, pyridyl, pyrimidinyl, pyrazolyl, imidazolyl, tetrazolyl, and pyrazinyl, each of which is optionally mono- di- or trisubstituted with R_A.

5

20. A compound or salt according to Claim 19 of Formula IV



Formula IV

wherein:

10 A is nitrogen or CH;

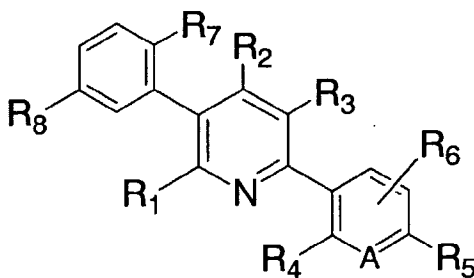
R₁ and R₃ are independently chosen from hydrogen, halogen, methyl, ethyl, methoxy, ethoxy, trifluoromethyl, trifluoromethoxy, and methylamino;

R₂ is hydrogen, halogen, methyl, or methoxy.

15 R₄ and R₅, are independently chosen from halogen, halo(C₁-C₂)alkyl, halo(C₁-C₂)alkoxy, hydroxy, amino, C₁-C₃alkyl, C₁-C₂alkoxy, and mono- or di-(C₁-C₂alkyl)amino;

R₆ is chosen from hydrogen, halogen, halo(C₁-C₂)alkyl, halo(C₁-C₂)alkoxy, hydroxy, amino, C₁-C₃alkyl, C₁-C₂alkoxy, and mono- or di-(C₁-C₂alkyl)amino.

20 21. A compound or salt according to Claim 20 of Formula V



Formula V

wherein R⁷ and R⁸ are independently chosen from methyl, ethyl, methoxy, ethoxy, trifluoromethyl, trifluoromethoxy, and halogen.

22. A compound or salt according to Claim 3, wherein

R is absent;

Z₂ is CR₂ and Z₃ is nitrogen;

- 5 Ar₁ is chosen from phenyl which is mono-, di-, or tri-substituted with R_A, and 1-naphthyl, 2-naphthyl, pyridyl, pyrimidinyl, pyrazinyl, pyridizinyl, thienyl, thiazolyl, pyrazolyl, imidazolyl, tetrazolyl, oxazolyl, isoxazolyl, pyrrolyl, furanyl, and triazolyl, each of which is optionally mono-, di-, or tri-substituted with R_A; and
- 10 Ar₂ phenyl or pyridyl, each of which is substituted at at least 1 position ortho to the point of attachment of Ar in Formula I, and optionally substituted with up to 2 additional R_A groups.

23. A compound or salt according to Claim 22, wherein:

- 15 R₁ and R₂ are independently selected from hydrogen, cyano, amino, halogen, C₁-C₆alkyl, C₁-C₆alkoxy, (C₃-C₇cycloalkyl)C₀-C₃alkyl, (C₃-C₇cycloalkyl)C₀-C₃alkoxy, mono- or di-(C₁-C₆alkyl)amino, C₁-C₆haloalkyl, C₁-C₆haloalkoxy, and -SO_n(C₁-C₆alkyl);

R_A is independently selected at each occurrence from

- 20 i) halogen, cyano, nitro, halo(C₁-C₆)alkyl, halo(C₁-C₆)alkoxy, hydroxy, amino, C₁-C₆alkyl, C₂-C₆alkenyl, C₂-C₆alkynyl, C₃-C₇cycloalkyl, (C₃-C₇cycloalkyl)C₁-C₄alkyl, C₁-C₆alkoxy, mono- or di-(C₁-C₆alkyl)amino, -CHO, and -C(=O)CH₃;
- 25 ii) C₁-C₆alkoxy and C₁-C₆alkyl which are unsubstituted or substituted with 1 or 2 groups independently selected from halogen, hydroxy, cyano, amino, oxo, C₁-C₄alkoxy, mono- or di-(C₁-C₆alkyl)amino, halo(C₁-C₄)alkyl, halo(C₁-C₄)alkoxy, C₁-C₄alkanoyl, morpholinyl, piperazinyl, piperidinyl, furanyl, and pyrrolidinyl, and
- 30 iii) 3- to 7-membered carbocyclic or heterocyclic groups which are saturated, partially unsaturated, or aromatic, which may be further substituted with one or more substituents independently selected from halogen, oxo, hydroxy, amino, cyano, C₁-C₄alkyl, C₁-C₄alkoxy, and mono- or di-(C₁-C₄alkyl)amino; and

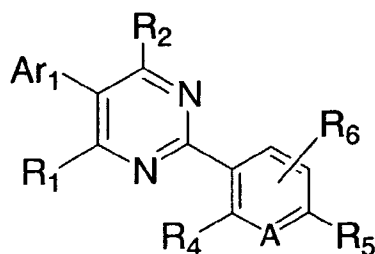
n is 0, 1, or 2.

24. A compound or salt according to Claim 23, wherein:

R_1 and R_2 are independently selected from the group consisting of hydrogen, halogen,
5 C_1 - C_4 alkyl, C_1 - C_3 alkoxy, (C_3 - C_7 cycloalkyl) C_0 - C_3 alkyl, (C_3 - C_7 cycloalkyl) C_0 -
 C_3 alkoxy, mono- or di-(C_1 - C_3 alkyl)amino, C_1 - C_3 haloalkyl, and C_1 -
 C_3 haloalkoxy; and

Ar_1 is selected from the group consisting of phenyl which is mono- di- or
trisubstituted, and 1-naphthyl, 2-naphthyl, pyridyl, pyrimidinyl, pyrazolyl,
10 imidazolyl, tetrazolyl, and pyrazinyl, each of which is optionally mono- di- or
trisubstituted with R_A .

25. A compound or salt according to Claim 24 of Formula VI



Formula VI

15

wherein:

A is nitrogen or CH;

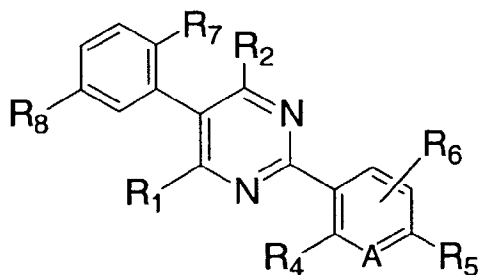
R_1 and R_2 are independently chosen from hydrogen, halogen, methyl, ethyl, methoxy,
ethoxy, trifluoromethyl, trifluoromethoxy, and methylamino;

20 R_4 and R_5 , are independently chosen from halogen, halo(C_1 - C_2)alkyl, halo(C_1 -
 C_2)alkoxy, hydroxy, amino, C_1 - C_3 alkyl, C_1 - C_2 alkoxy, and mono- or di-(C_1 -
 C_2 alkyl)amino;

R_6 is chosen from hydrogen, halogen, halo(C_1 - C_2)alkyl, halo(C_1 - C_2)alkoxy, hydroxy,
amino, C_1 - C_3 alkyl, C_1 - C_2 alkoxy, and mono- or di-(C_1 - C_2 alkyl)amino.

25

26. A compound or salt according to Claim 25 of Formula VII



Formula VII

wherein R^7 and R^8 are independently chosen from methyl, ethyl, methoxy, ethoxy, trifluoromethyl, trifluoromethoxy, and halogen.

5

27. A compound according to Claim 1 which is selected from:

- 2-(2,4-Dimethoxy-phenyl)-5-(2-methoxy-4-trifluoromethoxy-phenyl)-3,6-dimethyl-pyrazine;
- 2-(2,4-Dimethoxy-phenyl)-5-(2,5-dimethyl-phenyl)-3,6-diethyl-pyrazine;
- 10 2-(2,4-Dimethoxy-phenyl)-3,6-diethyl-5-phenyl-pyrazine;
- 2-(2,4-Dimethoxy-phenyl)-3,6-diethyl-(2-methylphenyl)-pyrazine;
- 2-(2,4-Dimethoxy-phenyl)-3,6-diethyl-5-(2-trifluoromethyl-phenyl)-pyrazine;
- 2-(2,4-Dimethoxy-phenyl)-3,6-diethyl-5-(3-methylphenyl)-pyrazine;
- 2-(2,4-Dimethoxy-phenyl)-3,6-diethyl-5-(3-trifluoromethyl-phenyl)-pyrazine;
- 15 2-(2,4-Dimethoxy-phenyl)-5-(2,3-dimethyl-phenyl)-3,6-diethyl-pyrazine;
- 2-(2,4-Dimethoxy-phenyl)-5-(3,5-dimethyl-phenyl)-3,6-diethyl-pyrazine;
- 2-(2,4-Dimethoxy-phenyl)-5-(2,6-dimethyl-phenyl)-3,6-diethyl-pyrazine;
- 2-(2,4-Dimethoxy-phenyl)-3,6-diethyl-5-(2,4,6-trimethyl-phenyl)-pyrazine;
- 2,5-Bis-(2,4-dimethoxy-phenyl)-3,6-diethyl-pyrazine;
- 20 2-(2,4-Dimethoxy-phenyl)-3,6-diethyl-5-(5-fluoro-2-methoxy-phenyl)-pyrazine;
- 2-(5-Chloro-2-methoxy-phenyl)-5-(2,4-dimethoxy-phenyl)-3,6-diethyl-pyrazine;
- 2-(2,4-Dimethoxy-phenyl)-5-(2,5-dimethoxy-phenyl)-3,6-diethyl-pyrazine;
- 2-(2,4-Dimethoxy-phenyl)-3,6-diethyl-5-(5-isopropyl-2-methoxy-phenyl)-pyrazine;
- 2-(2,5-Dichloro-phenyl)-5-(2,4-dimethoxy-phenyl)-3,6-diethyl-pyrazine;
- 25 2-(2,4-Dimethoxy-phenyl)-3,6-diethyl-5-(2,3,5-trichloro-phenyl)-pyrazine;
- 2-(2,4-Dimethoxy-phenyl)-3,6-diethyl-5-(4-fluoro-3-methyl-phenyl)-pyrazine;
- 2-(2,4-Dimethoxy-phenyl)-3,6-diethyl-5-(3-trifluoromethoxy-phenyl)-pyrazine;
- 2-(3,5-Bis-trifluoromethyl-phenyl)-5-(2,4-dimethoxy-phenyl)-3,6-diethyl-pyrazine;

- 2-(2,4-Dimethoxy-phenyl)-3,6-diethyl-5-naphthalen-1-yl-pyrazine;
 2-(2,4-Dimethoxy-phenyl)-3,6-diethyl-5-naphthalen-2-yl-pyrazine;
 2-(2,4-Dimethoxy-phenyl)-3,6-dimethyl-5-(2-methoxy-4-trifluoromethoxy-phenyl)-
 pyrazine;
- 5 2-(2,4-Dimethoxy-phenyl)-3,6-dimethyl-5-(2-methylphenyl)-pyrazine;
 2-(2,5-Dimethyl-phenyl)-3,6-diethyl-5-[4-(1-fluoro-1-methyl-ethyl)-2,6-dimethoxy-
 phenyl]-pyrazine;
 2-{4-[5-(2,5-Dimethyl-phenyl)-3,6-diethyl-pyrazin-2-yl]-3,5-dimethoxy-phenyl}-
 propan-2-ol;
- 10 1-{4-[5-(2,5-Dimethyl-phenyl)-3,6-diethyl-pyrazin-2-yl]-3,5-dimethoxy-phenyl}-
 ethanone;
 2-(2,5-Dimethyl-phenyl)-3,6-diethyl-5-[4-(1-fluoro-ethyl)-2,6-dimethoxy-phenyl]-
 pyrazine;
 1-{4-[5-(2,5-Dimethyl-phenyl)-3,6-diethyl-pyrazin-2-yl]-3,5-dimethoxy-phenyl}-
 15 ethanol;
- 2-(4-Difluoromethyl-2,6-dimethoxy-phenyl)-5-(2,5-dimethyl-phenyl)-3,6-diethyl-
 pyrazine;
 4-[5-(2,5-Dimethyl-phenyl)-3,6-diethyl-pyrazin-2-yl]-3,5-dimethoxy-benzaldehyde;
 and
- 20 2-(2,5-Dimethyl-phenyl)-5-(4-[1,3]dioxolan-2-yl-2,6-dimethoxy-phenyl)-3,6-diethyl-
 pyrazine; or a pharmaceutically acceptable salt thereof.

28. A compound according to Claim 1 which is selected from
- 25 2-(2,4-Dimethoxy-phenyl)-3,6-diethyl-5-(5-fluoro-2-methoxy-phenyl)-
 pyrazine;
 3-(3,5-Diethyl-pyrazol-1-yl)-2-methoxy-6-(2-methoxy-4-trifluoromethoxy-
 phenyl)-5-methyl-pyridine;
 2-Methoxy-6-(2-methoxy-4-trifluoromethoxy-phenyl)-5-methyl-3-(5-propyl-
 tetrazol-1-yl)-pyridine;
- 30 {3-[2-methoxy-6-(2-methoxy-4-trifluoromethoxy-phenyl)-5-methyl-pyridin-3-
 yl]-3H-imidazole-4-yl}-morpholin-4-yl-methanone; and
 4-Fluoro-1-methoxy-2-[4-methoxy-2-(6-methoxy-2,4-dimethylphenyl)-6-
 methylpyrimidin-5-yl]benzene; or a pharmaceutically acceptable salt thereof.

29. A compound or salt according to Claim 3 wherein, in a standard in vitro CRF receptor binding assay the compound exhibits an IC_{50} value for CRF receptors of less than or equal to 1 micromolar.

5

30. A compound or salt according to Claim 3 wherein, in a standard in vitro CRF receptor binding assay the compound exhibits an IC_{50} value for CRF receptors of less than or equal to 100 nanomolar.

10 31. A compound or salt according to Claims 3 wherein, in a standard in vitro CRF receptor binding assay, the compound exhibits an IC_{50} value for CRF receptors of less than or equal to 10 nanomolar.

15 32. A method for treating anxiety, depression, or stress comprising administering to a patient in need of such treatment a therapeutically effective amount of a compound or salt according to Claim 3.

20 33. A method for treating irritable bowel syndrome or Crohn's disease, comprising administering to a patient in need of such treatment a therapeutically effective amount of a compound or salt according to Claim 3.

34. A pharmaceutical composition comprising a pharmaceutically acceptable carrier and a compound or salt of Claim 3.

25 35. A pharmaceutical composition according to Claim 34, wherein the composition is formulated as an injectable fluid, an aerosol, a cream, a gel, a pill, a capsule, a syrup or a transdermal patch.

30 36. A package comprising a pharmaceutical composition of Claim 34 in a container and further comprising indicia comprising at least one of:

instructions for using the composition to treat a patient suffering from anxiety,

or

instructions for using the composition to treat a patient suffering from stress,
or
instructions for using the composition to treat a patient suffering from
depression.

5

37. A package comprising a pharmaceutical composition of Claim 34 in a
container and further comprising at least one of: instructions for using the
composition to treat a patient suffering from irritable bowel syndrome or instructions
for using the composition to treat a patient suffering from Crohn's disease.

10

38. A method for demonstrating the presence or absence of CRF 1 receptors in
a biological sample, said method comprising:

15 a) contacting the biological sample with a labeled compound according to
Claim 3 under conditions that permit binding of the labeled compound to a CRF1
receptor;

b) separating unbound labeled compound from bound labeled compound; and
c) detecting the labeled compound in the biological sample, and therefrom
determining the presence or absence of CRF1 receptors in the sample.

20

39. The method of Claim 38 wherein the labeled is radiolabeled.

40. The method of Claim 39 wherein the labeled compound is detected
using autoradiography.

25

41. A method of inhibiting the binding of CRF to a CRF1 Receptor,
which method comprises:

contacting a solution comprising CRF and a compound or salt of Claim 3 with
a cell expressing the CRF receptor, wherein the compound or salt is present in the
solution at a concentration sufficient to inhibit *in vitro* CRF binding to IMR32 cells.

30

42. The method of Claim 41 wherein the cell expressing the CRF receptor is a
neuronal cell that is contacted *in vivo* in an animal, and wherein the solution is a body
fluid of said animal.

43. The method of Claim 41 wherein the animal is a human patient.

44. A method for detecting CRF1 receptors in a first biological sample, said
5 method comprising:
preparing said first biological sample;
preparing a second biological sample matched to said first sample;
contacting and incubating for a measured time interval said first sample with a
solution comprising a first measured molar concentration of a labeled compound of
10 Claim 3, said contact being carried out in the absence of added CRF under a set of
conditions that permit binding of the compound to a CRF1 receptor and washing said
first sample subsequent to said incubation;
contacting and incubating for said measured time interval the second sample
with the a solution comprising said first measured molar concentration of the labeled
15 compound and further comprising unlabelled CRF at a second molar concentration
that is in excess to the first molar concentration, said contact and incubation being
carried out under said set of conditions and washing said second sample subsequent to
said incubation;
measuring a first amount of label remaining in the first biological sample after
20 said washing of said first sample;
measuring a second amount of label remaining in the second biological sample
after said washing of said second sample; and
comparing the first amount to the second amount;
wherein when said comparison shows that said first amount is greater than
25 said second amount CRF1 receptors are present in the sample.

30

INTERNATIONAL SEARCH REPORT

International Application No
PCT/US 02/16518

A. CLASSIFICATION OF SUBJECT MATTER

IPC 7 C07D241/12 C07D401/04 C07D239/34 A61K31/44 A61K31/495
A61K31/505 A61P25/00

According to International Patent Classification (IPC) or to both national classification and IPC

B. FIELDS SEARCHED

Minimum documentation searched (classification system followed by classification symbols)

IPC 7 C07D A61K

Documentation searched other than minimum documentation to the extent that such documents are included in the fields searched

Electronic data base consulted during the international search (name of data base and, where practical, search terms used)

BEILSTEIN Data, CHEM ABS Data

C. DOCUMENTS CONSIDERED TO BE RELEVANT

Category °	Citation of document, with indication, where appropriate, of the relevant passages	Relevant to claim No.
P, Y	WO 01 60806 A (NEUROGEN CORP.) 23 August 2001 (2001-08-23) claims 1-162 ---	1-44
Y	WO 95 10506 A (THE DU PONT MERCK PHARMACEUTICAL COMPANY) 20 April 1995 (1995-04-20) claims 1-10 ---	1-44
X	BE 660 217 A (CIBA S.A.) 25 August 1965 (1965-08-25) example 2 ---	1-14
X	EP 0 821 050 A (TAKASAGO INTERNATIONAL CORPORATION) 28 January 1998 (1998-01-28) * entire document * ---	1-14
	-/--	



Further documents are listed in the continuation of box C.



Patent family members are listed in annex.

° Special categories of cited documents:

- *A* document defining the general state of the art which is not considered to be of particular relevance
- *E* earlier document but published on or after the international filing date
- *L* document which may throw doubts on priority claim(s) or which is cited to establish the publication date of another citation or other special reason (as specified)
- *O* document referring to an oral disclosure, use, exhibition or other means
- *P* document published prior to the international filing date but later than the priority date claimed

- *T* later document published after the international filing date or priority date and not in conflict with the application but cited to understand the principle or theory underlying the invention
- *X* document of particular relevance; the claimed invention cannot be considered novel or cannot be considered to involve an inventive step when the document is taken alone
- *Y* document of particular relevance; the claimed invention cannot be considered to involve an inventive step when the document is combined with one or more other such documents, such combination being obvious to a person skilled in the art.
- *&* document member of the same patent family

Date of the actual completion of the international search

27 September 2002

Date of mailing of the international search report

14/10/2002

Name and mailing address of the ISA

European Patent Office, P.B. 5818 Patentlaan 2
NL - 2280 HV Rijswijk
Tel. (+31-70) 340-2040, Tx. 31 651 epo nl,
Fax: (+31-70) 340-3016

Authorized officer

Herz, C

INTERNATIONAL SEARCH REPORT

International Application No

PCI/US 02/16518

C.(Continuation) DOCUMENTS CONSIDERED TO BE RELEVANT		
Category °	Citation of document, with indication, where appropriate, of the relevant passages	Relevant to claim No.
X	DE 20 64 380 A (KALLE AG) 20 July 1972 (1972-07-20) page 4 ---	1-14
X	EP 0 339 252 A (DAINIPPON INK AND CHEMICALS INC. & KAWAMURA INST. OF CHEMICAL RESEARCH) 2 November 1989 (1989-11-02) claims 1-16 ---	1-14
X	PATENT ABSTRACTS OF JAPAN vol. 014, no. 562, 13 December 1990 (1990-12-13) & JP 02 243676 A (SEIKA EPSON CORP.), 27 September 1990 (1990-09-27) abstract ---	1-14
X	PATENT ABSTRACTS OF JAPAN vol. 014, no. 505, 11 May 1990 (1990-05-11) & JP 02 209873 A (KAWAMURA INST. OF CHEM. RES.), 21 August 1990 (1990-08-21) abstract ---	1-14
X	PATENT ABSTRACTS OF JAPAN vol. 1997, no. 06, 30 June 1997 (1997-06-30) & JP 09 048760 A (DAINIPPON INK & CHEM. INC.), 18 February 1997 (1997-02-18) abstract ---	1-14
X	H. ALPER, M. LAPLANTE: "Reactions of aziridines with N-bromosuccinimide" TETRAHEDRON, vol. 34, no. 6, 1978, pages 625-626, XP002215030 * Compounds of formula 6 *	1-14
X	T. NISHIWAKI ET AL.: "Studies on Heterocyclic Chemistry. Part VII. Thermally Induced Dimerization of 5-Aminoisoxazoles and 2H-Azirines and Photochemistry of 5-Aminoisoxazoles" J. CHEM. SOC. C, 1970, pages 1825-1829, XP001105090 * Compounds of formula VI and VII *	1-14
X	W. F. BEECH: "Some Derivatives of 2:5-Dimethyl-3:6-diphenylpyrazine" J. CHEM. SOC., 1955, pages 3094-3098, XP002215031 * Compounds of formula II *	1-14
	-/--	

C.(Continuation) DOCUMENTS CONSIDERED TO BE RELEVANT

Category °	Citation of document, with indication, where appropriate, of the relevant passages	Relevant to claim No.
X	<p>V. P. KRIPALOV, E. B. NIKOLAENKOVA: "Synthesis of 2- and 4-chloropyrimidines with hydroxyphenyl substituents by the interaction of Vilsmeier-Haack reagents with (hydroxyphenyl)dihydropyrimidin-2- and -4-ones" RUSS. CHEM. BULL., vol. 42, no. 6, 1993, pages 1059-1062, XP002215032 * Scheme 1 *</p>	1-14
X	<p>--- R. L. N. HARRIS ET AL.: "Synthetic Plant Growth Egulators. The Synthesis of C-o-Carboxyphenyl Derivatives of Pyrimidine" AUST. J. CHEM., vol. 32, no. 3, 1979, pages 669-679, XP002215033 page 678</p>	1-14
X	<p>--- D. DEMUS ET AL.: "Investigation of a Smectic Tetramorphous Substance" MOL. CRYST., vol. 15, 1971, pages 161-174, XP001105089 page 162</p>	1-14
X	<p>--- P. B. RUSSELL, G. H. HITCHIGS: "2,4-Diaminopyrimidines as Antimalarials. III. 5-Aryl Derivatives" J. AMER. CHEM. SOC., vol. 73, no. 7, 1951, pages 3763-3769, XP002215034 table 1</p>	1-14
X	<p>--- H. SCHUBERT, H. ZASCHKE,: "n-Alkyl- und n-Alkoxiderivate des 2,5-Diphenylpyrimidins" J. PRAKT. CHEM., vol. 312, 1970, pages 494-506, XP002215035 page 495</p>	1-14
X	<p>--- DATABASE CROSSFIRE BEILSTEIN 'Online! Beilstein Institut zur Förderung der Chemischen Wissenschaften, Frankfurt am Main, DE; Database accession no. 301022,245103 XP002215037 abstract & M. TIFFENEAU ET AL.: BULL. SOC. CHIM. FR., vol. <5> 2, 1935, pages 1855-1866, ---</p>	1-14
	-/--	

INTERNATIONAL SEARCH REPORT

International Application No
PCT/US 02/16518

C.(Continuation) DOCUMENTS CONSIDERED TO BE RELEVANT

Category °	Citation of document, with indication, where appropriate, of the relevant passages	Relevant to claim No.
X	DATABASE CROSSFIRE BEILSTEIN 'Online! Beilstein Institut zur Förderung der Chemischen Wissenschaften, Frankfurt am Main, DE; Database accession no. 294964 XP002215038 abstract & TUTIN: J. CHEM. SOC., vol. 97, 1910, page 2520 -----	1-15
X	H. ZASCHKE, H. SCHUBERT: "Kristallin-flüssige 2,5-Diphenylpyrimidine mit nur einer Flügelgruppe" J. PRAKT. CHEM., vol. 315, 1973, pages 1113-1120, XP002215036 tables 2,3 -----	1-14

INTERNATIONAL SEARCH REPORT

International application No.
PCT/US 02/16518

Box I Observations where certain claims were found unsearchable (Continuation of item 1 of first sheet)

This International Search Report has not been established in respect of certain claims under Article 17(2)(a) for the following reasons:

1. Claims Nos.:
because they relate to subject matter not required to be searched by this Authority, namely:

2. Claims Nos.: -
because they relate to parts of the International Application that do not comply with the prescribed requirements to such an extent that no meaningful International Search can be carried out, specifically:
see FURTHER INFORMATION sheet PCT/ISA/210

3. Claims Nos.:
because they are dependent claims and are not drafted in accordance with the second and third sentences of Rule 6.4(a).

Box II Observations where unity of invention is lacking (Continuation of item 2 of first sheet)

This International Searching Authority found multiple inventions in this international application, as follows:

1. As all required additional search fees were timely paid by the applicant, this International Search Report covers all searchable claims.

2. As all searchable claims could be searched without effort justifying an additional fee, this Authority did not invite payment of any additional fee.

3. As only some of the required additional search fees were timely paid by the applicant, this International Search Report covers only those claims for which fees were paid, specifically claims Nos.:

4. No required additional search fees were timely paid by the applicant. Consequently, this International Search Report is restricted to the invention first mentioned in the claims; it is covered by claims Nos.:

Remark on Protest

- The additional search fees were accompanied by the applicant's protest.
- No protest accompanied the payment of additional search fees.

FURTHER INFORMATION CONTINUED FROM PCT/ISA/ 210

Continuation of Box I.2

The initial phase of the search revealed a very large number of documents relevant to the issue of novelty. So many documents were retrieved that it is impossible to determine which parts of the claim(s) may be said to define subject-matter for which protection might legitimately be sought (Article 6 PCT). Even when Ar1 and Ar2 had been limited to substituted phenyl rings several hundred relevant compounds were found. For these reasons, a meaningful search over the whole breadth of the claim(s) is impossible. Consequently, the search has been restricted to Claims 16 to 26.

Also, since there is no definition given for substituent R4 in the proviso of Claim 1 the claims cannot be fully searched (Article 6 PCT).

The applicant's attention is drawn to the fact that claims, or parts of claims, relating to inventions in respect of which no international search report has been established need not be the subject of an international preliminary examination (Rule 66.1(e) PCT). The applicant is advised that the EPO policy when acting as an International Preliminary Examining Authority is normally not to carry out a preliminary examination on matter which has not been searched. This is the case irrespective of whether or not the claims are amended following receipt of the search report or during any Chapter II procedure.

INTERNATIONAL SEARCH REPORT
Information on patent family members

International Application No
PCT/US 02/16518

Patent document cited in search report		Publication date	Patent family member(s)	Publication date
WO 0160806	A	23-08-2001	AU 3849401 A	27-08-2001
			WO 0160806 A2	23-08-2001
WO 9510506	A	20-04-1995	AU 692484 B2	11-06-1998
			AU 8012294 A	04-05-1995
			BR 9407799 A	06-05-1997
			CA 2174080 A1	20-04-1995
			CN 1142817 A	12-02-1997
			CZ 9601014 A3	13-11-1996
			EP 0723533 A1	31-07-1996
			FI 961599 A	07-06-1996
			HR 940664 A1	31-12-1996
			HU 74464 A2	30-12-1996
			JP 9504520 T	06-05-1997
			NO 961425 A	12-06-1996
			NZ 274978 A	27-04-1998
			PL 313973 A1	05-08-1996
			RU 2153494 C2	27-07-2000
			SK 47096 A3	01-10-1996
			US 6342503 B1	29-01-2002
			WO 9510506 A1	20-04-1995
US 6107301 A	22-08-2000			
ZA 9407921 A	11-04-1996			
BE 660217	A	25-08-1965	BE 660218 A	25-08-1965
			FR 1458118 A	04-03-1966
			FR 1463813 A	22-07-1966
			FR 4383 M	
			FR 4432 M	
			FR 4511 M	
			NL 6502407 A	27-08-1965
NL 6502409 A	27-08-1965			
EP 821050	A	28-01-1998	JP 10095775 A	14-04-1998
			DE 69708540 D1	10-01-2002
			DE 69708540 T2	23-05-2002
			EP 0821050 A1	28-01-1998
US 5820782 A		13-10-1998		
DE 2064380	A	20-07-1972	DE 2064380 A1	20-07-1972
			AT 321713 B	10-04-1975
			AU 3738771 A	28-06-1973
			BE 777423 A1	28-06-1972
			CA 960902 A1	14-01-1975
			CH 567283 A5	30-09-1975
			ES 398454 A1	16-08-1974
			FR 2121126 A5	18-08-1972
			GB 1381119 A	22-01-1975
			IT 945669 B	10-05-1973
			JP 55025410 B	05-07-1980
			NL 7117474 A ,B,	04-07-1972
			SE 373440 B	03-02-1975
			ZA 7108622 A	27-09-1972
EP 339252	A	02-11-1989	JP 2204484 A	14-08-1990
			JP 1272572 A	31-10-1989
			JP 2632694 B2	23-07-1997
			JP 1319465 A	25-12-1989

INTERNATIONAL SEARCH REPORT

*Information on patent family members

International Application No

PCT/US 02/16518

Patent document cited in search report	Publication date	Patent family member(s)	Publication date
EP 339252	A	DE 68926635 D1	18-07-1996
		DE 68926635 T2	02-01-1997
		EP 0339252 A2	02-11-1989
		US 4997942 A	05-03-1991
		US 5128472 A	07-07-1992
JP 02243676	A	27-09-1990	JP 2770385 B2
			02-07-1998
JP 02209873	A	21-08-1990	NONE
JP 09048760	A	18-02-1997	NONE